

LEADING THE WAY IN POLYCARBONATE ENCLOSURES



P O L Y C A R B O N A T E & N O N - M E T A L L I C E N C L O S U R E S

PRODUCT CATALOG PREMIUM LINE IMPACT LINE GENESIS LINE CUSTOM PRODUCTS

INTEGRA GIVES YOU AN EDGE IN PROTECTION



INTEGRA
ENCLOSURES

POLYCARBONATE FEATURES & BENEFITS

- Improved Impact Resistance
- Lighter Weight
- Greater UV Resistance
- Ease of Modification
- More Eco-Friendly
- Rarely Damaged from Shipping & Handling



Integra's enclosure is not like anyone else's. Our superior design, including our use of polycarbonate material, provides an enclosure that is durable, seals tight, supports easy component installation, and looks great.

Integra also maintains an extensive, on hand inventory to support your delivery.

Superior design, fast shipment, and competitive pricing are three benefits that make Integra Enclosures a smart choice for your electrical and telecommunication enclosure needs.

Call us at 440.269.4966 or visit our website www.integraenclosures.com to learn more about Integra Enclosures.

- UL / c-UL Listed
- NEMA 4X, 6P, 12, 13 & Marine Use
- Patent No. 6,604,798
- CE & IP 66/68 Protection
- RoHS
- ATEX (contact factory)



POLYCARBONATE, THE BETTER TECHNOLOGY.



Technology continues to improve at a very rapid pace. The ability to send and receive information has greatly improved the ability to monitor or control all sorts of applications, creating more applications needing a more advanced electrical enclosure. Just as

electronics has evolved, so has enclosure technology. Polycarbonate represents the next step in the evolution of technology for outdoor, wireless, wastewater treatment, solar, broadband over powerline (BPL), smart grid, and all the traditional non-metallic applications.



POLYCARBONATE APPLICATIONS

Polycarbonate enclosures are a superior choice for a wide range of outdoor applications and environments:

- **Remote Monitoring** - For remote placement of monitoring or networking devices/components
- **Alternative Energy** - From solar to wind, keep systems safe from the environment
- **Water Treatment** - Water/wastewater treatment and sprinkler systems are well-protected in polycarbonate
- **Utility & Electrical** - Utility applications that are housed outdoor are ideally enclosed in polycarbonate
- **Marine & Marina** - Whether on-ship or at the dock, guard against corrosive salt water and sun

TABLE OF CONTENTS

About Integra Enclosures	2-3
Integra Story	4-5
Polycarbonate & Fiberglass Comparison	6
Product Line Overview	7
Premium Line Overview	8-9
Impact Line Overview	32-33
Genesis Line Overview	42-43
6x6x4 Premium	10-11
8x6x4 Premium	12-13
8x8x4 Premium	14-15
10x8x2 Premium	16-17
10x8x4 Premium	18-19
10x8x6 Premium	20-21
12x10x4 Premium	22-23
12x10x6 Premium	24-25
14x12x6 Premium	26-27
16x14x7 Premium	28-29
18x16x10 Premium	30-31
6x6x3 Impact	34-35
8x6x3 Impact	36-37
9x8x2 Impact	38-39
10x8x6 Impact	40-41
24x24x10 Genesis	44-45
Genesis Series Option	46
Fan Shroud	47
Engineering Properties	48
Accessories - Premium Line	49-52
Pole Mounting Kits	52
Accessories - Impact Line	52-54
Cord Grips	54
Accessories - Genesis Line	55
Exploded View Assembly Instructions	56
Frequently Asked Questions (FAQs)	57-58
NEMA / UL-50 Type Ratings	59
Technical Information / Chemical Resistance	60-61
Terms & Conditions of Sale	62

THE UNSURPASSED ADVANTAGES OF POLYCARBONATE ENCLOSURES



UV Protection

Fiberglass enclosures will "bloom" when exposed to sunlight and moisture. In fact, manufacturers of FRP

enclosures recommend painting their products. This is not necessary with Integra thermoplastic enclosures.

Outdoor UV exposure ratings for both the Premium and Impact lines are F1. See Engineering Properties on page 48 for more details.



Impact Resistance

The engineered thermoplastic enclosure has dramatically

better impact resistance. For example, fiberglass typically has an impact resistance of less than 220 lb/in, while the Premium and Impact line enclosures have an impact resistance of over 900 lb/in.



Ease Of Modification

Thermoplastic enclosures are much easier and safer to machine, with none of the dust and splintering associated with fiberglass.

THE INTEGRA STORY



INTEGRA
ENCLOSURES

Why Integra

If you are working on a new design that requires a NEMA 12/4X/6P, UL listed enclosure, here are some reasons you will want to consider Integra...

- Our aesthetics will provide a unique new look for your products, making them stand out from the competition.
- At Integra, all we do is thermoplastic enclosures. We are focused on your specific requirements.
- Integra offers a full range of modification services, delivering enclosures to you ready to install components.
- Available factory-direct, Integra enclosures are shipped on your schedule.



Manufactured, Assembled and stocked in Mentor, OH, USA

Integra Enclosures manufactures and markets engineered thermoplastic enclosures designed for use in electrical construction, water treatment, car wash, telecommunication, instrumentation, utility, machine building, HVAC, or any other application requiring enclosures which are non-corrosive, non-conductive, easy to install and modify, and competitively priced.

Integra Premium Line Enclosures all share the patented Integra Panel Suspension System which allows infinite range of motion of a panel within the enclosure. This feature, along with several other design improvements over existing products, makes Integra an exciting alternative to the traditional suppliers in the market.

Offering the best designs coupled with superior customer service, Integra is uniquely positioned to serve your enclosure needs.



THE MOST WELL THOUGHT OUT ENCLOSURE AVAILABLE

Super versatile, the enclosure panel suspension system in all of the Premium Line enclosures offers unsurpassed options for mounting back panels, face plates, circuit boards or any other component that needs to be secured. This feature, along with a wide selection of off-the-shelf accessories, allows extreme customization using standard products. Additional features:

- Rear-mounting bosses
- Swing panel
- Foot or flange mounting
- Clear lids
- Removable enclosure door
- Panel suspension
- DIN rails pre-cut for each enclosure size
- Vents for air flow
- Many other options

FACTORY MODIFICATIONS.

OUR PRODUCT, THE WAY YOU LIKE IT.



At Integra, most of our customers prefer to let us modify their enclosures prior to shipment on our CNC Machines. Drawings of all standard products are available for download off the

Integra website.

Our newly-expanded manufacturing facility can handle your needs for:

- Drilling Holes
- CNC machine cut outs
- Silkscreen
- Graphic panels
- Custom enclosures
- Custom colors (minimum quantity)
- Custom back panels



STANDARD PRODUCTS



MODIFIED PRODUCTS




SPECIAL PRODUCTS

Minimum quantity may apply



CUSTOM PRODUCTS

Minimum quantity may apply



INTEGRA
ENCLOSURES



POLYCARBONATE & FIBERGLASS, WHICH IS BETTER?

Feature	Polycarbonate	Fiberglass	
Impact resistance	✓	✗	The average fiberglass enclosure tensile strength is approximately 220 in/lb. Polycarbonate has a tensile strength of 900 in/lb. Polycarbonate is over 4 times the impact resistance of fiberglass.
Weight	✓	✗	Whether it is saving on shipping cost or the ability for one person to carry and install a product in an enclosure, weight is increasingly important. Polycarbonate is up to 40% lighter than fiberglass.
UV resistance	✓	✗	Fiberglass UV protection is offered as a shield or other coating that attempts to protect the fibers from the inevitable deterioration or even failure of the exterior coating. With polycarbonate, the UV inhibitor is in the formulation and is uniformly integral to the enclosure.
Ease of modification	✓	✗	Fiberglass is tough on tools and often chips while machining, leaving sharp, unsightly edges. Also, fiberglass, upon drilling or cutting gives off a very fine dust that is difficult to clean up and is a skin and lung irritant. Integra polycarbonate enclosures are easy to modify, do not give off dust and leave a clean, attractive surface with no sharp edges.
Eco-friendly	✓	✗	Whether during the manufacturing process or at the end of the enclosure's life, fiberglass material cannot be reused and is destined for landfills. Polycarbonate in the manufacturing process or at the end of its usable life is recyclable.
Damage from shipping/handling	✓	✗	Fiberglass is a very brittle material, to the point that it risks damage anytime it is dropped or mishandled in any way. Because of its durability, polycarbonate is rarely damaged from shipping or handling.

STOP SETTLING FOR OUTDATED MATERIALS AND UPGRADE TO TODAY'S TECHNOLOGY.

Why stop there? Polycarbonate can be used to replace your steel, stainless steel or aluminum enclosures also. Durable, aesthetically pleasing, pad-lockable, and extremely versatile, Integra Enclosures are an upgrade to all but the most demanding metal enclosure applications.



INTEGRA STANDARD PRODUCTS OFFERING



PREMIUM LINE

- Integra's traditional high impact polycarbonate enclosure offering including eleven sizes from 6x6x4 through 18x16x10
- Light gray in color with high gloss finish
- Available in four configurations including screw cover, hinged w/ two screws, hinged w/four screws and hinged with locking latch
- All sizes and configurations are available in clear or opaque lid
- All sizes and configurations include enclosure foot mount or flange mount system
- Features Integra's unique T-Rail mounting system (brackets are option) for face plates, swing panels, layering back panels and/or infinitely variable back panel height
- Brass inserts for securing mounting feet or flange, optional back panel and lid
- UL/C-UL-50 listed Nema 2,3,3R,3S, 4, 4X, 5,12,13 and "ST" series and "HT-P" series are Nema 6/6P, marine use rated



IMPACT LINE

- Integra's more recent high impact polycarbonate enclosure offering including four sizes
- Light gray in color with high gloss finish
- Available in two hinge styles standard or low profile (9082 standard only)
- Available in two latch styles, integrated or stainless steel locking latch (9082 integrated only)
- Available sizes and styles available in clear or opaque lid
- Integrated mounting flanges
- Advanced interior mounting system for circuit boards, face plates, swing panels, etc.
- Self-tapping screws and molded-in bosses to secure optional back panel
- UL/C-UL-50 listed Nema 2,3,3R,3S, 4, 4X,5,6/6P,12,13 rated (locking latch not 6/6P rated)



GENESIS LINE

- The MULTIPLE configurations for MAXimum options rail system provide unlimited mounting potential for your application. These rails mount vertically by attaching to the rear wall of the enclosure and to the Multi-Max frame. They can be used all around the interior of the enclosure to create three dimensional use of all of the space inside the enclosure. Uses for these
- A Multi-Max frame ring secures just inside the lip of the base with four Multi Max rails and combines with other molded features to provide un-matched rigidity to the Genesis enclosures.
- The genesis swing panel has an aluminum piano style hinge to support the weight of the typical larger enclosure applications. The swing panel attaches to the Multi Max rails and provides rigid smooth operation
- Multiple Latching Options
 - Three point latch
 - Quarter turn latch
 - Non-metallic latch
- UL/C-UL-50 listed Nema 2,3,3R,3S, 4, 4X,5,6/6P,12,13 rated

ALL LINES ALSO AVAILABLE IN ABS & PPO (CONSULT FACTORY)



PREMIUM LINE OVERVIEW

■ 900 inlb Impact Resistance

Polycarbonate is known for its high impact resistance and that is why we chose to use it as the material for our Premium Line Enclosures

■ Wide Operating Temperature Range

Polycarbonate is stable and holds its tensile strength better than other non metallic materials over a temperature range from -40 deg F to 265 deg F.

■ Crystal Clear Covers

Clear covers are a superior alternative to mechanically affixed window kits.

■ EZ Hinge

Integra's standard hinges allow easy door removal or replacement while permitting a full 225 degree door swing.

■ Unique T-Rail Panel Suspension System

The optional brackets that attach to the T-Rails allow our customers to mount an individual mounting panel at any height in the enclosure or to even have multiple back panels at different heights. Who says you can't put more into an Integra enclosure?

■ Molded in Mounting Bosses

All of the Premium line enclosures have extra mounting bosses molded into the rear wall to

permit #10 self tapping screws to secure din rail, circuit board, or any other device or component into the enclosure.

■ Stainless Steel Latch Securely Attached

The "HL" Premium enclosures include stainless steel latches that are bolted in place for a more secure system than pop rivets or slide on latches

■ Modifications

Full modifications services are available at Integra, including machining holes for displays, cable connectors, multi-pin connectors, antennae, etc. Call us to discuss your unique requirements.

■ Customization

Custom colors, custom back panels, silk screening, sub assembly of your product, or any other tailoring of our product to your need is our job. (Minimums may apply)

■ Packaging

Standard packaging is one unit per carton, packed to ensure safe delivery to your location. Or, if you have any special requirements for shipping, call us and we can work to meet your requirements.



CLEAR COVER



EZ HINGE




SWING OUT PANEL



DIN RAILS



CUSTOMIZATION



PANEL SUSPENSION




WINDOW KITS



AIR VENTS / FAN SHROUDS



POLE MOUNTING KITS





PREMIUM POLYCARBONATE ENCLOSURE


Features and Benefits

- 16 Standard configurations including hinged or non-hinged lids in 2-screw, 4-screw, or stainless steel metal latched lids.
- Standard color – light gray with a gloss finish.
- Best material – bases, opaque covers and clear covers are all made of high-impact, UV resistant polycarbonate.
- Easy ordering – one part number includes base, lid, mounting feet or flanges and all lid fastening hardware (mounting panels sold separately).
- Flexible interior mounting – features the unique and patented Integra adjustable depth “T-Rail” back panel mounting system (back panel and adjustable brackets sold separately).
- Features multiple bosses for easy installation of devices and DIN rails.
- UL-50 / c-UL Listed (files # E229365, # E207562)

Our Premium Line enclosures are the most durable, aesthetically pleasing, non-metallic Nema UL rated enclosures available. From the extremely versatile mounting options inside the enclosure to having the most off-the-shelf accessories, the Integra “Made In the USA” Premium Line enclosures provide great value to any application.



Comes with feet or flanges.



Atex pending, contact factory for details

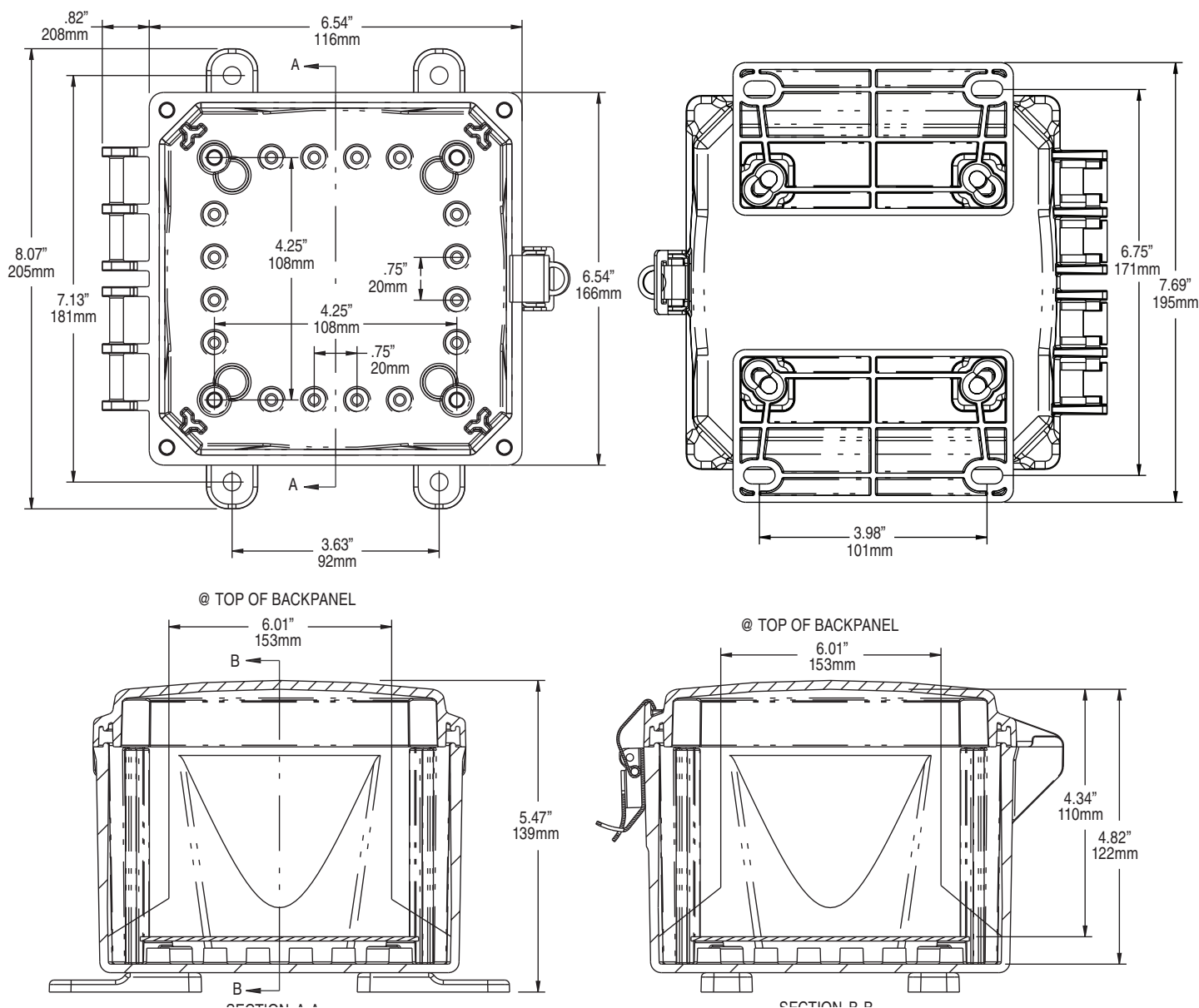
Mechanical and Thermal	Test Spec.	Unit	Premium Line
Instrumented Dart Impact @ 73° F		in/lb.	565
Falling Ball Impact @ 73° F	UL-746	in/lb.	900
Deflection Temperature @ 264 psi	ASTM D648	Deg. F	270
Modulus of Elasticity	ASTM D790	ksi	340
Temperature Range		Deg. F	-40 to 265
Flammable / UV Ratings	Test Spec.	Unit	Premium Line
Flame Rating - UL	UL 94	-	5VA
Outdoor UV Exposure	UL	-	F1

6064 P/N	4X IP66	6P IP68	Hinged Cover	Screw Cover	Opaque Cover	Clear Cover	Mounting Feet	Mounting Flange	Stainless Steel Locking Latch	T-Rail System
H6064S	✓	✓		✓	✓		✓			✓
H6064SC	✓	✓		✓		✓	✓			✓
H6064SF	✓	✓		✓	✓			✓		✓
H6064SCF	✓	✓		✓		✓		✓		✓
H6064H	✓		✓	✓	✓		✓			✓
H6064HC	✓		✓	✓		✓	✓			✓
H6064HF	✓		✓	✓	✓			✓		✓
H6064HCF	✓		✓	✓		✓		✓		✓
H6064HLL	✓		✓		✓		✓		✓	✓
H6064HCLL	✓		✓			✓	✓		✓	✓
H6064HFLL	✓		✓		✓			✓	✓	✓
H6064HCFL	✓		✓			✓		✓	✓	✓
H6064H-6P	✓	✓	✓	✓	✓		✓			✓
H6064HC-6P	✓	✓	✓	✓		✓	✓			✓
H6064HF-6P	✓	✓	✓	✓	✓			✓		✓
H6064HCF-6P	✓	✓	✓	✓		✓		✓		✓

TORQUE SPECIFICATIONS - Mounting Brackets - 1/4"-20 x 0.25 SS, countersunk phillips drive screws (torque limit = 20 in. lbs.) | Covers / Doors - Torque for corner screws is 10 in. lbs.



6X6X4 PREMIUM LINE



Register online to download this drawing off the Integra website at www.integraenclosures.com | Your company's logo or other information on the lid. Consult factory for details.

Accessories for 6x6x4 (For complete accessories, see page 49-52)



Back Panels

ABP66 - Aluminum panel
SBP66 - Steel panel
PVCBP66 - PVC panel



Aluminum Swing Out Panels

ABP-66USP/USOPK - Complete panel kit
ABP-66USP - Aluminum swing out panels only
USOPK - Hardware only



Back Panel Adjustment Kit

BPAKG - Gray, Set Screw
BPAKB - Black, Set Screw
UBPAKG - Gray, Thumb Screw
UBPAKB - Black Thumb Screw



Air Vents

VENT 1 - Aluminum louvered
VENT 2 - Outdoor labyrinth



Steel Swing Out Panels

SBP-66USP/USOPK - Complete panel kit
SBP-66USP - Steel swing out panels only
USOPK - Hardware only



Cord Grips

IP68/NEMA 4X/6P rated
 See page 54 for more details and part numbers.



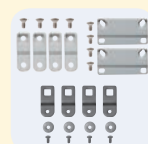
Din Rail

DIN 6 - 2 rails, 4 screws



Pole Mounting Kit

PMKG-26 - 2" pole
PMKG-36 - 3" pole
PMKG-46 - 4" pole
PMKG-126 - 12" pole



Mounting Feet & Flange Kits

MFKG - Premium line feet
MFKSS - Stainless steel feet
MFLK6 - 6" Flange kit

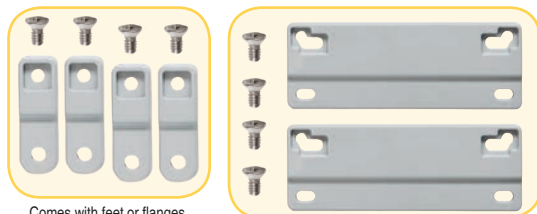


PREMIUM POLYCARBONATE ENCLOSURE

Features and Benefits

- 16 Standard configurations including hinged or non-hinged lids in 2-screw, 4-screw, or stainless steel metal latched lids.
- Standard color – light gray with a gloss finish.
- Best material – bases, opaque covers and clear covers are all made of high-impact, UV resistant polycarbonate.
- Easy ordering – one part number includes base, lid, mounting feet or flanges and all lid fastening hardware (mounting panels sold separately).
- Flexible interior mounting – features the unique and patented Integra adjustable depth “T-Rail” back panel mounting system (back panel and adjustable brackets sold separately).
- Features multiple bosses for easy installation of devices and DIN rails.
- UL-50 / c-UL Listed (files # E229365, # E207562)

Our Premium Line enclosures are the most durable, aesthetically pleasing, non-metallic Nema UL rated enclosures available. From the extremely versatile mounting options inside the enclosure to having the most off-the-shelf accessories, the Integra “Made In the USA” Premium Line enclosures provide great value to any application.



Mechanical and Thermal	Test Spec.	Unit	Premium Line
Instrumented Dart Impact @ 73° F		in/lb.	565
Falling Ball Impact @ 73° F	UL-746	in/lb.	900
Deflection Temperature @ 264 psi	ASTM D648	Deg. F	270
Modulus of Elasticity	ASTM D790	ksi	340
Temperature Range		Deg. F	-40 to 265
Flammable / UV Ratings	Test Spec.	Unit	Premium Line
Flame Rating - UL	UL 94	-	5VA
Outdoor UV Exposure	UL	-	F1



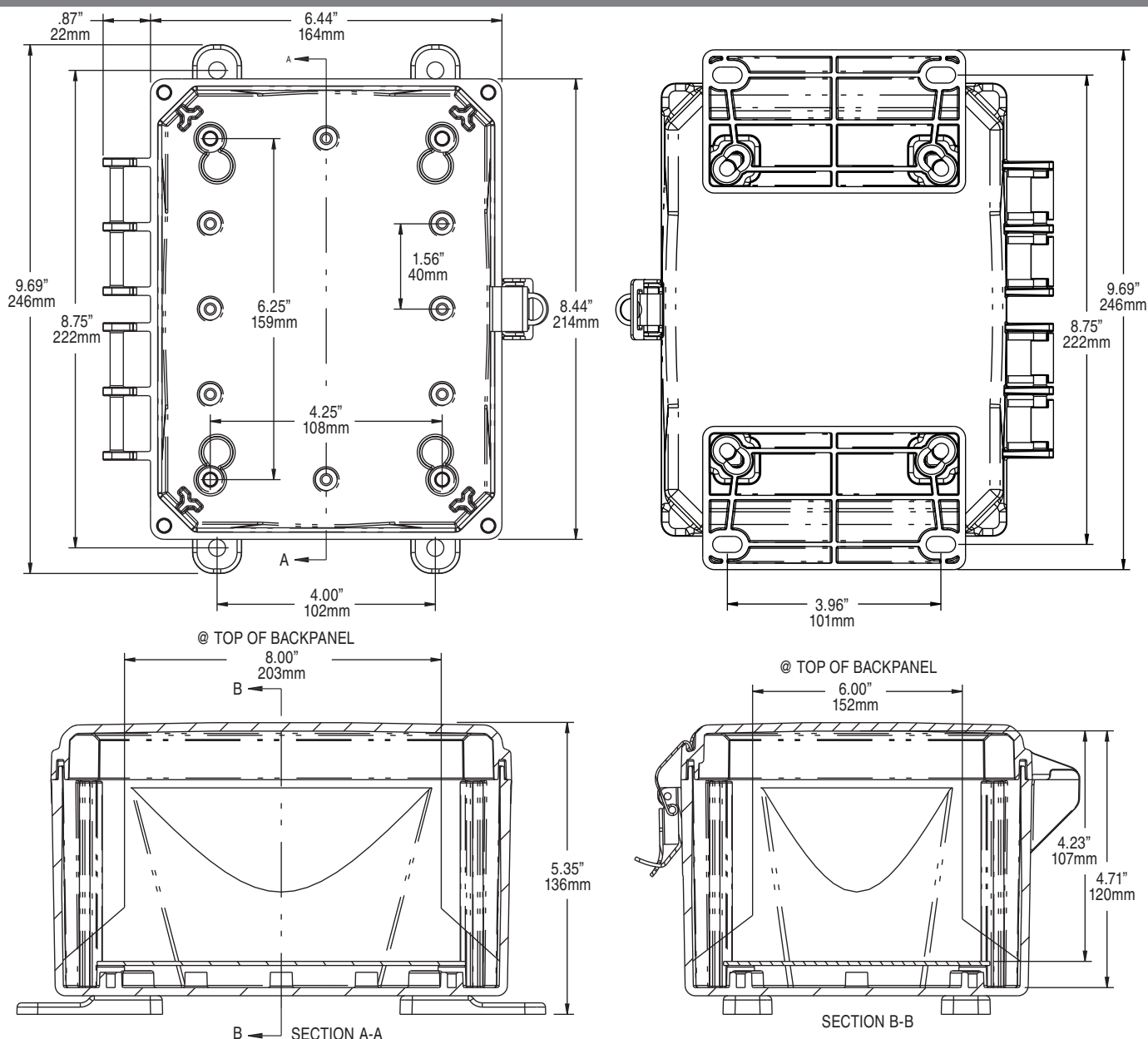
Atex pending, contact factory for details

8064 P/N	4X IP66	6P IP68	Hinged Cover	Screw Cover	Opaque Cover	Clear Cover	Mounting Feet	Mounting Flange	Stainless Steel Locking Latch	T-Rail System
H8064S	✓	✓		✓	✓		✓			✓
H8064SC	✓	✓		✓		✓	✓			✓
H8064SF	✓	✓		✓	✓			✓		✓
H8064SCF	✓	✓		✓		✓		✓		✓
H8064H	✓		✓	✓	✓		✓			✓
H8064HC	✓		✓	✓		✓	✓			✓
H8064HF	✓		✓	✓	✓			✓		✓
H8064HCF	✓		✓	✓		✓		✓		✓
H8064HLL	✓		✓		✓		✓		✓	✓
H8064HCLL	✓		✓			✓	✓		✓	✓
H8064HFLL	✓		✓		✓			✓	✓	✓
H8064HCFLL	✓		✓			✓		✓	✓	✓
H8064H-6P	✓	✓	✓	✓	✓		✓			✓
H8064HC-6P	✓	✓	✓	✓		✓	✓			✓
H8064HF-6P	✓	✓	✓	✓	✓			✓		✓
H8064HCF-6P	✓	✓	✓	✓		✓		✓		✓

TORQUE SPECIFICATIONS - Mounting Brackets - 1/4"-20 x 0.25 SS, countersunk phillips drive screws (torque limit = 20 in. lbs.) | Covers / Doors - Torque for corner screws is 10 in. lbs.









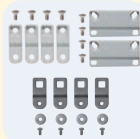


8X6X4 PREMIUM LINE



Register online to download this drawing off the Integra website at www.integraenclosures.com | Your company's logo or other information on the lid. Consult factory for details.

Accessories for 8x6x4 (For complete accessories, see page 49-52)

 <p>Back Panels ABP86 - Aluminum panel SBP86 - Steel panel PVCBP86 - PVC panel</p>	 <p>Aluminum Swing Out Panels ABP-86USP/USOPK - Complete panel kit ABP-86USP - Aluminum swing out panels only USOPK - Hardware only</p>	 <p>Back Panel Adjustment Kit BPAKG - Gray, Set Screw BPAKB - Black, Set Screw UBPAKG - Gray, Thumb Screw UBPAKB - Black Thumb Screw</p>
 <p>Air Vents VENT 1 - Aluminum louvered VENT 2 - Outdoor labyrinth</p>	 <p>Steel Swing Out Panels SBP-86USP/USOPK - Complete panel kit SBP-86USP - Steel swing out panels only USOPK - Hardware only</p>	 <p>Cord Grips IP68/NEMA 4X/6P rated See page 54 for more details and part numbers.</p>
 <p>Din Rail DIN 6 - 2 rails, 4 screws</p>	 <p>Pole Mounting Kit PMKG-26 - 2" pole PMKG-36 - 3" pole PMKG-46 - 4" pole PMKG-126 - 12" pole</p>	 <p>Mounting Feet & Flange Kits MFKG - Premium line feet MFKSS - Stainless steel feet MFLK6 - 6" Flange kit</p>

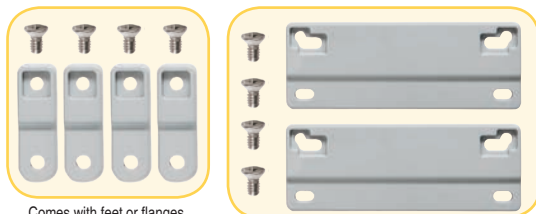


PREMIUM POLYCARBONATE ENCLOSURE

Features and Benefits

- 16 Standard configurations including hinged or non-hinged lids in 2-screw, 4-screw, or stainless steel metal latched lids.
- Standard color – light gray with a gloss finish.
- Best material – bases, opaque covers and clear covers are all made of high-impact, UV resistant polycarbonate.
- Easy ordering – one part number includes base, lid, mounting feet or flanges and all lid fastening hardware (mounting panels sold separately).
- Flexible interior mounting – features the unique and patented Integra adjustable depth “T-Rail” back panel mounting system (back panel and adjustable brackets sold separately).
- Features multiple bosses for easy installation of devices and DIN rails.
- UL-50 / c-UL Listed (files # E229365, # E207562)

Our Premium Line enclosures are the most durable, aesthetically pleasing, non-metallic Nema UL rated enclosures available. From the extremely versatile mounting options inside the enclosure to having the most off-the-shelf accessories, the Integra “Made In the USA” Premium Line enclosures provide great value to any application.



Atex pending, contact factory for details

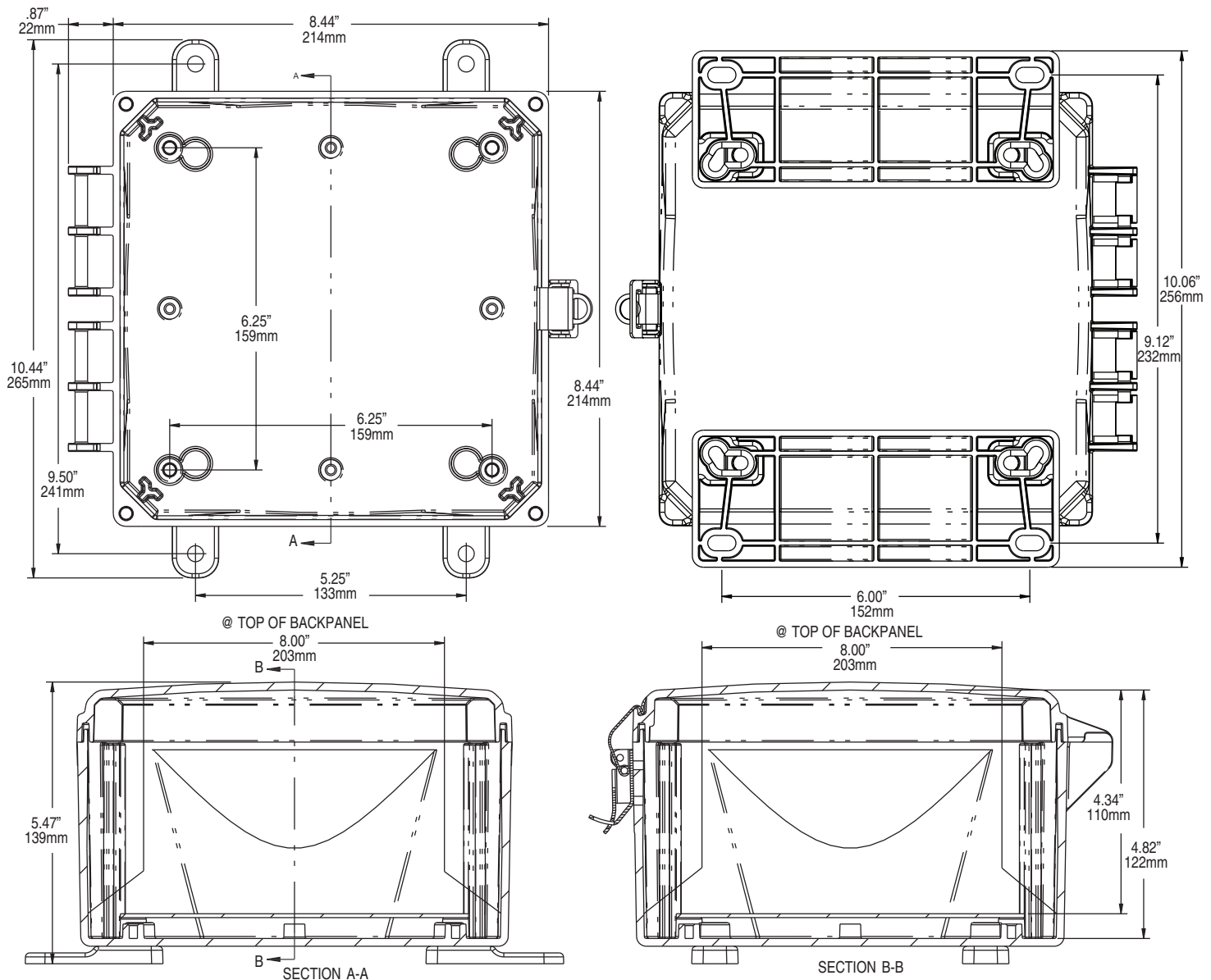
Mechanical and Thermal	Test Spec.	Unit	Premium Line
Instrumented Dart Impact @ 73° F		in/lb.	565
Falling Ball Impact @ 73° F	UL-746	in/lb.	900
Deflection Temperature @ 264 psi	ASTM D648	Deg. F	270
Modulus of Elasticity	ASTM D790	ksi	340
Temperature Range		Deg. F	-40 to 265
Flammable / UV Ratings	Test Spec.	Unit	Premium Line
Flame Rating - UL	UL 94	-	5VA
Outdoor UV Exposure	UL	-	F1

8084 P/N	4X IP66	6P IP68	Hinged Cover	Screw Cover	Opaque Cover	Clear Cover	Mounting Feet	Mounting Flange	Stainless Steel Locking Latch	T-Rail System
H8084S	✓	✓		✓	✓		✓			✓
H8084SC	✓	✓		✓		✓	✓			✓
H8084SF	✓	✓		✓	✓			✓		✓
H8084SCF	✓	✓		✓		✓		✓		✓
H8084H	✓		✓	✓	✓		✓			✓
H8084HC	✓		✓	✓		✓	✓			✓
H8084HF	✓		✓	✓	✓			✓		✓
H8084HCF	✓		✓	✓		✓		✓		✓
H8084HLL	✓		✓		✓		✓		✓	✓
H8084HCLL	✓		✓			✓	✓		✓	✓
H8084HFLL	✓		✓		✓			✓	✓	✓
H8084HCFLL	✓		✓			✓		✓	✓	✓
H8084H-6P	✓	✓	✓	✓	✓		✓			✓
H8084HC-6P	✓	✓	✓	✓		✓	✓			✓
H8084HF-6P	✓	✓	✓	✓	✓			✓		✓
H8084HCF-6P	✓	✓	✓	✓		✓		✓		✓

TORQUE SPECIFICATIONS - Mounting Brackets - 1/4"-20 x 0.25 SS, countersunk phillips drive screws (torque limit = 20 in. lbs.) | Covers / Doors - Torque for corner screws is 10 in. lbs.



8X8X4 PREMIUM LINE



Register online to download this drawing off the Integra website at www.integraenclosures.com | Your company's logo or other information on the lid. Consult factory for details.

Accessories for 8x8x4 (For complete accessories, see page 49-52)



Back Panels

ABP88 - Aluminum panel
SBP88 - Steel panel
PVCBP88 - PVC panel



Aluminum Swing Out Panels

ABP-88USP/USOPK - Complete panel kit
ABP-88USP - Aluminum swing out panels only
USOPK - Hardware only



Back Panel Adjustment Kit

BPAKG - Gray, Set Screw
BPAKB - Black, Set Screw
UBPAKG - Gray, Thumb Screw
UBPAKB - Black Thumb Screw



Air Vents

VENT 1 - Aluminum louvered
VENT 2 - Outdoor labyrinth



Steel Swing Out Panels

SBP-88USP/USOPK - Complete panel kit
SBP-88USP - Steel swing out panels only
USOPK - Hardware only



Cord Grips

IP68/NEMA 4X/6P rated
See page 54 for more details and part numbers.



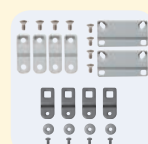
Din Rail

DIN 8 - 2 rails, 4 screws



Pole Mounting Kit

PMKG-28 - 2" pole
PMKG-38 - 3" pole
PMKG-48 - 4" pole
PMKG-128 - 12" pole



Mounting Feet & Flange Kits

MFKG - Premium line feet
MFKSS - Stainless steel feet
MFLK8 - 8" Flange kit



PREMIUM POLYCARBONATE ENCLOSURE

Features and Benefits

- 16 Standard configurations including hinged or non-hinged lids in 2-screw, 4-screw, or stainless steel metal latched lids.
- Standard color – light gray with a gloss finish.
- Best material – bases, opaque covers and clear covers are all made of high-impact, UV resistant polycarbonate.
- Easy ordering – one part number includes base, lid, mounting feet or flanges and all lid fastening hardware (mounting panels sold separately).
- Flexible interior mounting – features the unique and patented Integra adjustable depth “T-Rail” back panel mounting system (back panel and adjustable brackets sold separately).
- Features multiple bosses for easy installation of devices and DIN rails.
- UL-50 / c-UL Listed (files # E229365, # E207562)

Our Premium Line enclosures are the most durable, aesthetically pleasing, non-metallic Nema UL rated enclosures available. From the extremely versatile mounting options inside the enclosure to having the most off-the-shelf accessories, the Integra “Made In the USA” Premium Line enclosures provide great value to any application.



Comes with feet or flanges.



Atex pending, contact factory for details

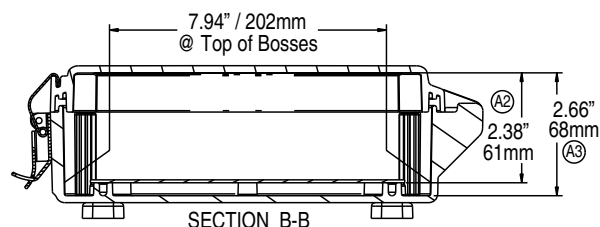
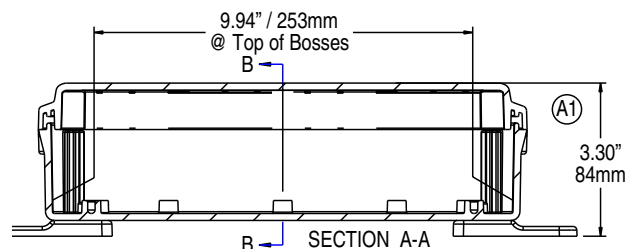
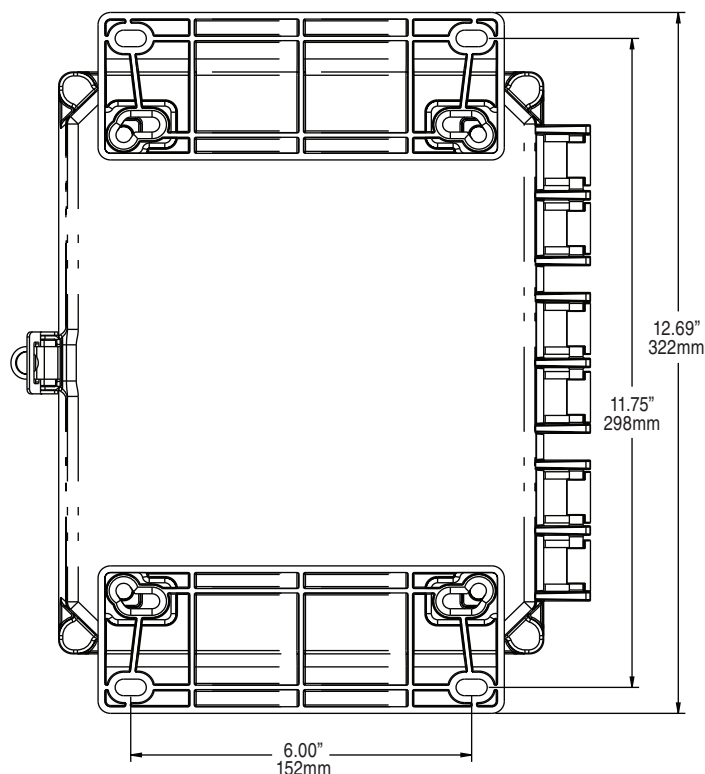
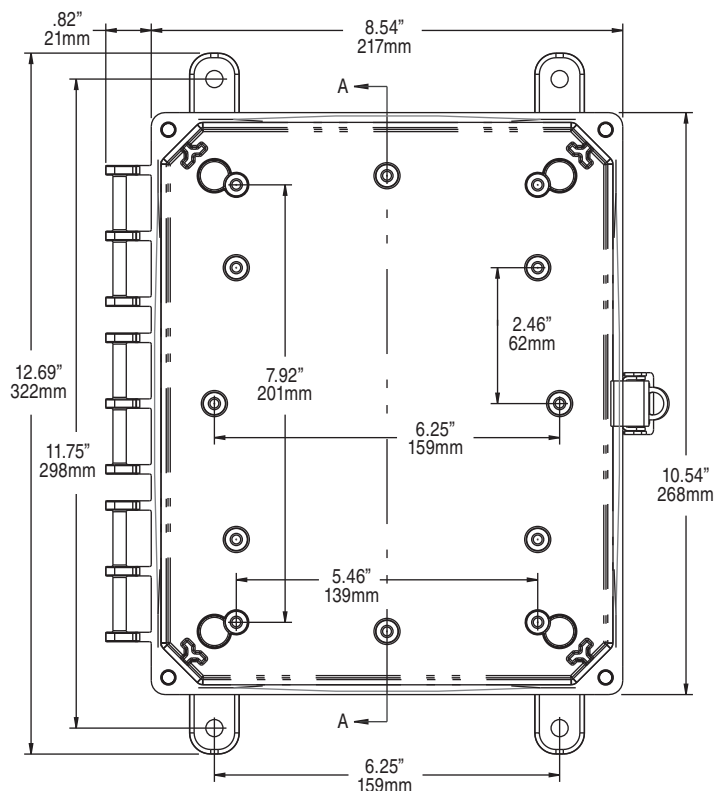
Mechanical and Thermal	Test Spec.	Unit	Premium Line
Instrumented Dart Impact @ 73° F		in/lb.	565
Falling Ball Impact @ 73° F	UL-746	in/lb.	900
Deflection Temperature @ 264 psi	ASTM D648	Deg. F	270
Modulus of Elasticity	ASTM D790	ksi	340
Temperature Range		Deg. F	-40 to 265
Flammable / UV Ratings	Test Spec.	Unit	Premium Line
Flame Rating - UL	UL 94	-	5VA
Outdoor UV Exposure	UL	-	F1

10082 P/N	4X IP66	6P IP68	Hinged Cover	Screw Cover	Opaque Cover	Clear Cover	Mounting Feet	Mounting Flange	Stainless Steel Locking Latch	T-Rail System
H10082S	✓	✓		✓	✓		✓			✓
H10082SC	✓	✓		✓		✓	✓			✓
H10082SF	✓	✓		✓	✓			✓		✓
H10082SCF	✓	✓		✓		✓		✓		✓
H10082H	✓		✓	✓	✓		✓			✓
H10082HC	✓		✓	✓		✓	✓			✓
H10082HF	✓		✓	✓	✓			✓		✓
H10082HCF	✓		✓	✓		✓		✓		✓
H10082HLL	✓		✓		✓		✓		✓	✓
H10082HCLL	✓		✓			✓	✓		✓	✓
H10082HFLL	✓		✓		✓			✓	✓	✓
H10082HCFLL	✓		✓			✓		✓	✓	✓
H10082H-6P	✓	✓	✓	✓	✓		✓			✓
H10082HC-6P	✓	✓	✓	✓		✓	✓			✓
H10082HF-6P	✓	✓	✓	✓	✓			✓		✓
H10082HCF-6P	✓	✓	✓	✓		✓		✓		✓

TORQUE SPECIFICATIONS - Mounting Brackets - 1/4"-20 x 0.25 SS, countersunk phillips drive screws (torque limit = 20 in. lbs.) | Covers / Doors - Torque for corner screws is 10 in. lbs.









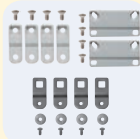


10X8X2 PREMIUM LINE



Register online to download this drawing off the Integra website at www.integraenclosures.com | Your company's logo or other information on the lid. Consult factory for details.

Accessories for 10x8x2 (For complete accessories, see page 49-52)

 <p>Back Panels ABP1082 - Aluminum panel SBP1082 - Steel panel PVCBP1082 - PVC panel</p>	 <p>Aluminum Swing Out Panels ABP-108USP/USOPK - Complete panel kit ABP-108USP - Aluminum swing out panels only USOPK - Hardware only</p>	 <p>Back Panel Adjustment Kit BPAKG - Gray, Set Screw BPAKB - Black, Set Screw UBPAKG - Gray, Thumb Screw UBPAKB - Black Thumb Screw</p>
 <p>Air Vents VENT 1 - Aluminum louvered VENT 2 - Outdoor labyrinth</p>	 <p>Steel Swing Out Panels SBP-108USP/USOPK - Complete panel kit BSP-108USP - Steel swing out panels only USOPK - Hardware only</p>	 <p>Cord Grips IP68/NEMA 4X/6P rated See page 54 for more details and part numbers.</p>
 <p>Din Rail DIN 8 - 2 rails, 4 screws</p>	 <p>Pole Mounting Kit PMKG-28 - 2" pole PMKG-38 - 3" pole PMKG-48 - 4" pole PMKG-128 - 12" pole</p>	 <p>Mounting Feet & Flange Kits MFKG - Premium line feet MFKSS - Stainless steel feet MFLK8 - 8" Flange kit</p>

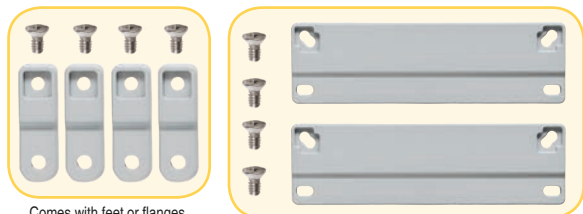


PREMIUM POLYCARBONATE ENCLOSURE

Features and Benefits

- 16 Standard configurations including hinged or non-hinged lids in 2-screw, 4-screw, or stainless steel metal latched lids.
- Standard color – light gray with a gloss finish.
- Best material – bases, opaque covers and clear covers are all made of high-impact, UV resistant polycarbonate.
- Easy ordering – one part number includes base, lid, mounting feet or flanges and all lid fastening hardware (mounting panels sold separately).
- Flexible interior mounting – features the unique and patented Integra adjustable depth “T-Rail” back panel mounting system (back panel and adjustable brackets sold separately).
- Features multiple bosses for easy installation of devices and DIN rails.
- UL-50 / c-UL Listed (files # E229365, # E207562)

Our Premium Line enclosures are the most durable, aesthetically pleasing, non-metallic Nema UL rated enclosures available. From the extremely versatile mounting options inside the enclosure to having the most off-the-shelf accessories, the Integra “Made In the USA” Premium Line enclosures provide great value to any application.



Comes with feet or flanges.



Atex pending, contact factory for details

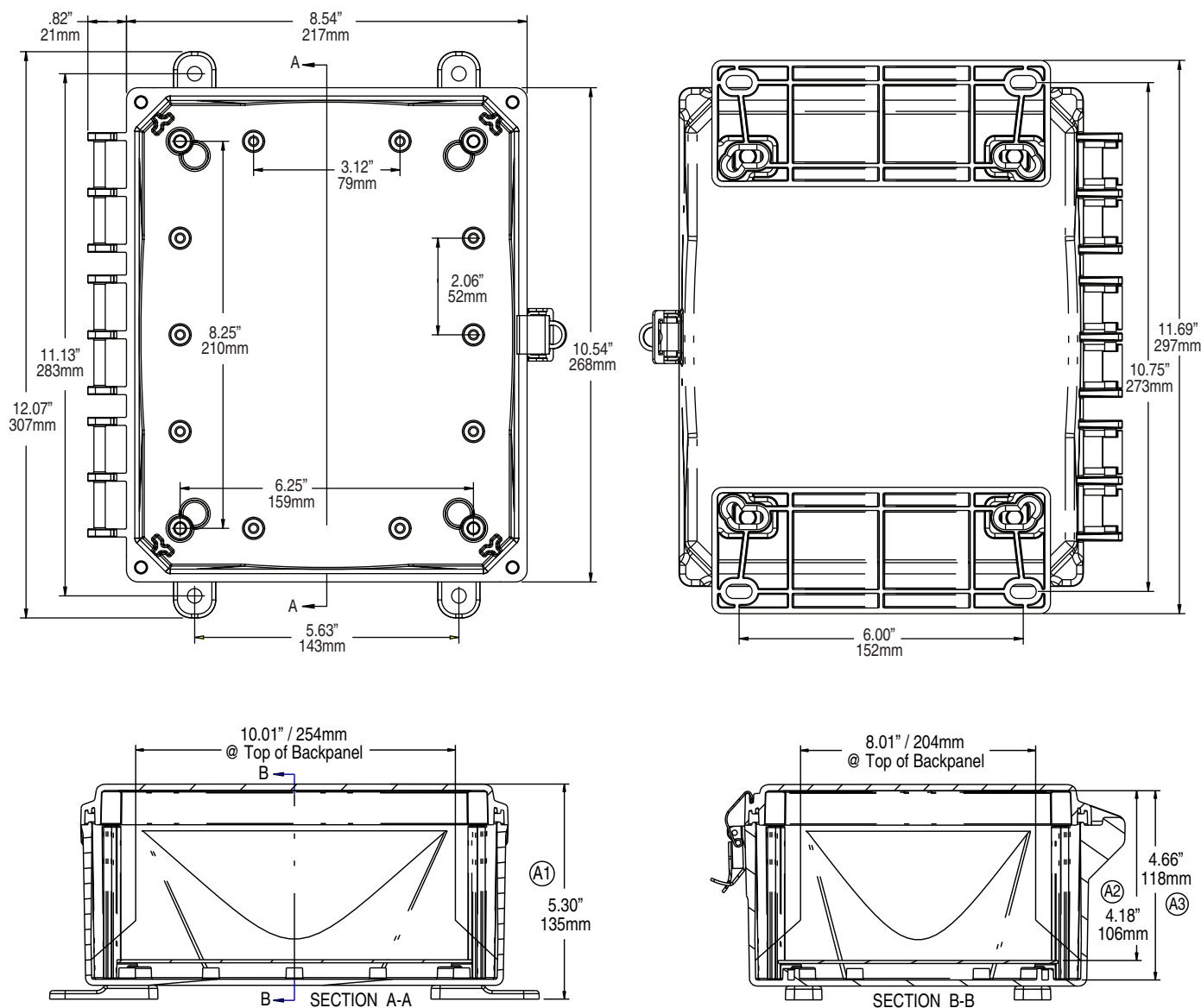
Mechanical and Thermal	Test Spec.	Unit	Premium Line
Instrumented Dart Impact @ 73° F		in/lb.	565
Falling Ball Impact @ 73° F	UL-746	in/lb.	900
Deflection Temperature @ 264 psi	ASTM D648	Deg. F	270
Modulus of Elasticity	ASTM D790	ksi	340
Temperature Range		Deg. F	-40 to 265
Flammable / UV Ratings	Test Spec.	Unit	Premium Line
Flame Rating - UL	UL 94	-	5VA
Outdoor UV Exposure	UL	-	F1

10084 P/N	4X IP66	6P IP68	Hinged Cover	Screw Cover	Opaque Cover	Clear Cover	Mounting Feet	Mounting Flange	Stainless Steel Locking Latch	T-Rail System
H10084S	✓	✓		✓	✓		✓			✓
H10084SC	✓	✓		✓		✓	✓			✓
H10084SF	✓	✓		✓	✓			✓		✓
H10084SCF	✓	✓		✓		✓		✓		✓
H10084H	✓		✓	✓	✓		✓			✓
H10084HC	✓		✓	✓		✓	✓			✓
H10084HF	✓		✓	✓	✓			✓		✓
H10084HCF	✓		✓	✓		✓		✓		✓
H10084HLL	✓		✓		✓		✓		✓	✓
H10084HCLL	✓		✓			✓	✓		✓	✓
H10084HFLL	✓		✓		✓			✓	✓	✓
H10084HCFLL	✓		✓			✓		✓	✓	✓
H10084H-6P	✓	✓	✓	✓	✓		✓			✓
H10084HC-6P	✓	✓	✓	✓		✓	✓			✓
H10084HF-6P	✓	✓	✓	✓	✓			✓		✓
H10084HCF-6P	✓	✓	✓	✓		✓		✓		✓

TORQUE SPECIFICATIONS - Mounting Brackets - 1/4"-20 x 0.25 SS, countersunk phillips drive screws (torque limit = 20 in. lbs.) | Covers / Doors - Torque for corner screws is 10 in. lbs.



10X8X4 PREMIUM LINE



Register online to download this drawing off the Integra website at www.integraenclosures.com | Your company's logo or other information on the lid. Consult factory for details.

Accessories for 10x8x4 (For complete accessories, see page 49-52)



Back Panels

ABP108 - Aluminum panel
SBP108 - Steel panel
PVCBP108 - PVC panel



Aluminum Swing Out Panels

ABP-108USP/USOPK - Complete panel kit
ABP-108USP - Aluminum swing out panels only
SOPK - Hardware only



Back Panel Adjustment Kit

BPAKG - Gray, Set Screw
BPAKB - Black, Set Screw
UBPAKG - Gray, Thumb Screw
UBPAKB - Black Thumb Screw



Air Vents

VENT 1 - Aluminum louvered
VENT 2 - Outdoor labyrinth



Steel Swing Out Panels

SBP-108USP/USOPK - Complete panel kit
SBP-108USP - Steel swing out panels only
SOPK - Hardware only



Cord Grips

IP68/NEMA 4X/6P rated
See page 54 for more details and part numbers.



Din Rail

DIN 8 - 2 rails, 4 screws



Pole Mounting Kit

PMKG-28 - 2" pole
PMKG-38 - 3" pole
PMKG-48 - 4" pole
PMKG-128 - 12" pole



Mounting Feet & Flange Kits

MFKG - Premium line feet
MFKSS - Stainless steel feet
MFLK8 - 8" Flange kit

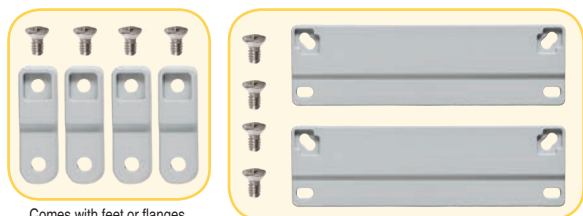


PREMIUM POLYCARBONATE ENCLOSURE

Features and Benefits

- 16 Standard configurations including hinged or non-hinged lids in 2-screw, 4-screw, or stainless steel metal latched lids.
- Standard color – light gray with a gloss finish.
- Best material – bases, opaque covers and clear covers are all made of high-impact, UV resistant polycarbonate.
- Easy ordering – one part number includes base, lid, mounting feet or flanges and all lid fastening hardware (mounting panels sold separately).
- Flexible interior mounting – features the unique and patented Integra adjustable depth “T-Rail” back panel mounting system (back panel and adjustable brackets sold separately).
- Features multiple bosses for easy installation of devices and DIN rails.
- UL-50 / c-UL Listed (files # E229365, # E207562)

Our Premium Line enclosures are the most durable, aesthetically pleasing, non-metallic Nema UL rated enclosures available. From the extremely versatile mounting options inside the enclosure to having the most off-the-shelf accessories, the Integra “Made In the USA” Premium Line enclosures provide great value to any application.



Comes with feet or flanges.



Atex pending, contact factory for details

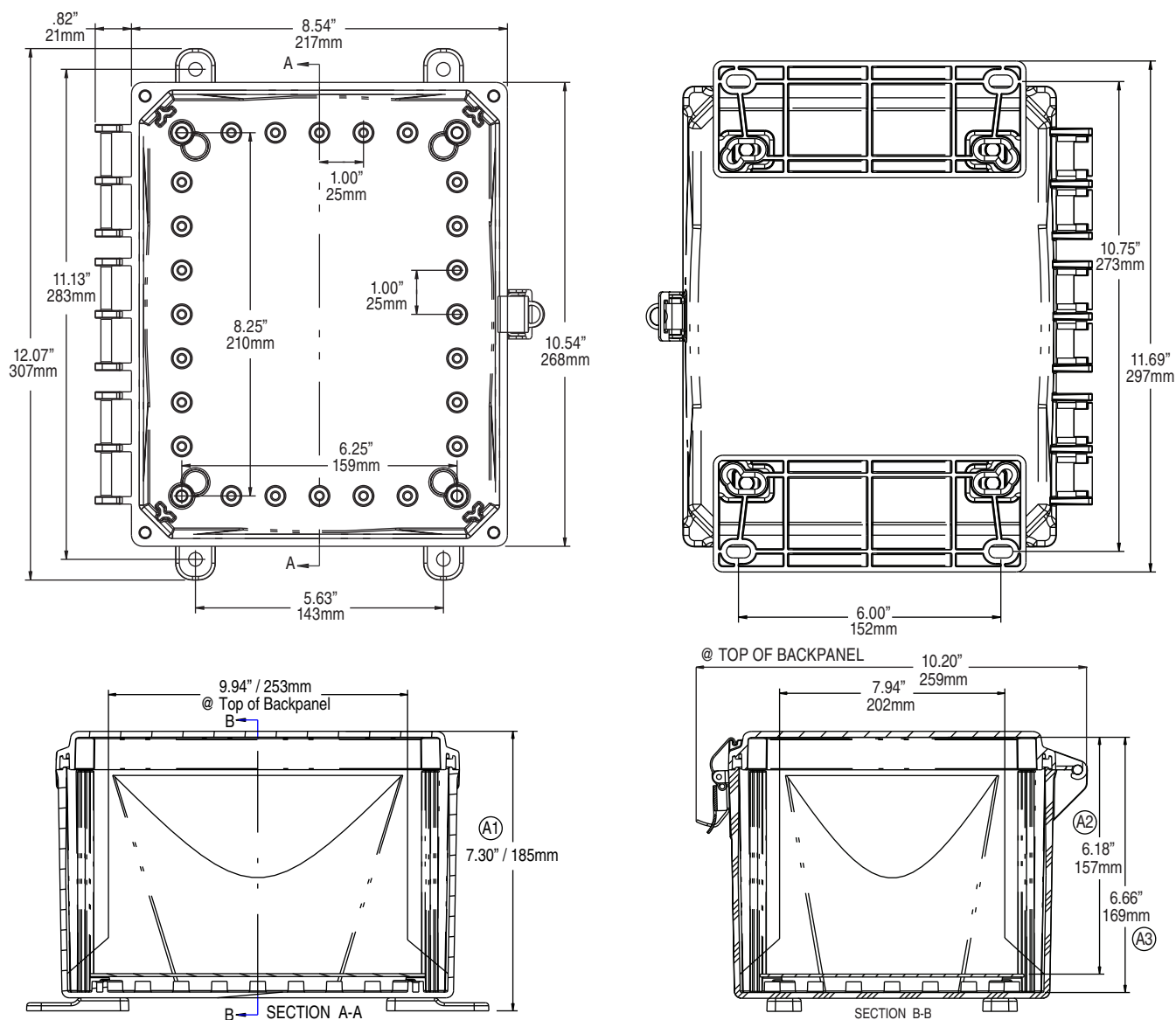
Mechanical and Thermal	Test Spec.	Unit	Premium Line
Instrumented Dart Impact @ 73° F		in/lb.	565
Falling Ball Impact @ 73° F	UL-746	in/lb.	900
Deflection Temperature @ 264 psi	ASTM D648	Deg. F	270
Modulus of Elasticity	ASTM D790	ksi	340
Temperature Range		Deg. F	-40 to 265
Flammable / UV Ratings	Test Spec.	Unit	Premium Line
Flame Rating - UL	UL 94	-	5VA
Outdoor UV Exposure	UL	-	F1

10086 P/N	4X IP66	6P IP68	Hinged Cover	Screw Cover	Opaque Cover	Clear Cover	Mounting Feet	Mounting Flange	Stainless Steel Locking Latch	T-Rail System
H10086S	✓	✓		✓	✓		✓			✓
H10086SC	✓	✓		✓		✓	✓			✓
H10086SF	✓	✓		✓	✓			✓		✓
H10086SCF	✓	✓		✓		✓		✓		✓
H10086H	✓		✓	✓	✓		✓			✓
H10086HC	✓		✓	✓		✓	✓			✓
H10086HF	✓		✓	✓	✓			✓		✓
H10086HCF	✓		✓	✓		✓		✓		✓
H10086HLL	✓		✓		✓		✓		✓	✓
H10086HCLL	✓		✓			✓	✓		✓	✓
H10086HFLL	✓		✓		✓			✓	✓	✓
H10086HCFLL	✓		✓			✓		✓	✓	✓
H10086H-6P	✓	✓	✓	✓	✓		✓			✓
H10086HC-6P	✓	✓	✓	✓		✓	✓			✓
H10086HF-6P	✓	✓	✓	✓	✓			✓		✓
H10086HCF-6P	✓	✓	✓	✓		✓		✓		✓

TORQUE SPECIFICATIONS - Mounting Brackets - 1/4"-20 x 0.25 SS, countersunk phillips drive screws (torque limit = 20 in. lbs.) | Covers / Doors - Torque for corner screws is 10 in. lbs.



10X8X6 PREMIUM LINE



Register online to download this drawing off the Integra website at www.integraenclosures.com | Your company's logo or other information on the lid. Consult factory for details.

Accessories for 10x8x6 (For complete accessories, see page 49-52)




Back Panels

ABP108 - Aluminum panel
SBP108 - Steel panel
PVCBP108 - PVC panel



Aluminum Swing Out Panels

ABP-108USP/USOPK - Complete panel kit
ABP-108USP - Aluminum swing out panels only
USOPK - Hardware only



Back Panel Adjustment Kit

BPAKG - Gray, Set Screw
BPAKB - Black, Set Screw
UBPAKG - Gray, Thumb Screw
UBPAKB - Black Thumb Screw



Air Vents

VENT 1 - Aluminum louvered
VENT 2 - Outdoor labyrinth



Steel Swing Out Panels

SBP-108USP/USOPK - Complete panel kit
SBP-108USP - Steel swing out panels only
USOPK - Hardware only



Cord Grips

IP68/NEMA 4X/6P rated
See page 54 for more details and part numbers.



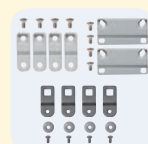
Din Rail

DIN 8 - 2 rails, 4 screws



Pole Mounting Kit

PMKG-28 - 2" pole
PMKG-38 - 3" pole
PMKG-48 - 4" pole
PMKG-128 - 12" pole



Mounting Feet & Flange Kits

MFKG - Premium line feet
MFKSS - Stainless steel feet
MFLK8 - 8" Flange kit

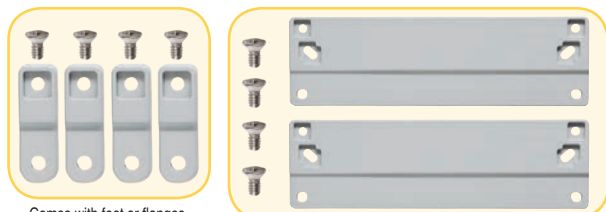


PREMIUM POLYCARBONATE ENCLOSURE

Features and Benefits

- 16 Standard configurations including hinged or non-hinged lids in 2-screw, 4-screw, or stainless steel metal latched lids.
- Standard color – light gray with a gloss finish.
- Best material – bases, opaque covers and clear covers are all made of high-impact, UV resistant polycarbonate.
- Easy ordering – one part number includes base, lid, mounting feet or flanges and all lid fastening hardware (mounting panels sold separately).
- Flexible interior mounting – features the unique and patented Integra adjustable depth “T-Rail” back panel mounting system (back panel and adjustable brackets sold separately).
- Features multiple bosses for easy installation of devices and DIN rails.
- UL-50 / c-UL Listed (files # E229365, # E207562)

Our Premium Line enclosures are the most durable, aesthetically pleasing, non-metallic Nema UL rated enclosures available. From the extremely versatile mounting options inside the enclosure to having the most off-the-shelf accessories, the Integra “Made In the USA” Premium Line enclosures provide great value to any application.



Comes with feet or flanges.



Atex pending, contact factory for details

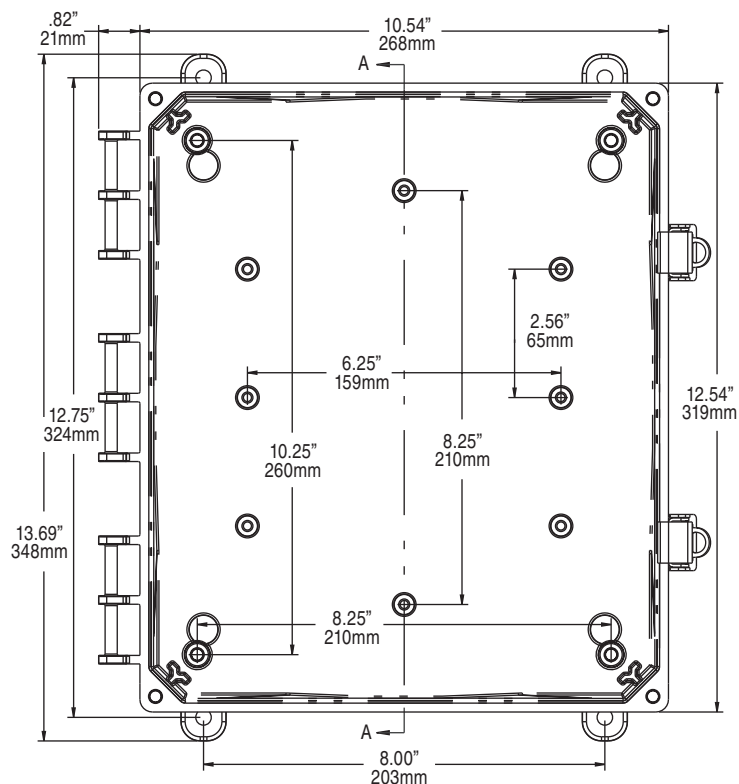
Mechanical and Thermal	Test Spec.	Unit	Premium Line
Instrumented Dart Impact @ 73° F		in/lb.	565
Falling Ball Impact @ 73° F	UL-746	in/lb.	900
Deflection Temperature @ 264 psi	ASTM D648	Deg. F	270
Modulus of Elasticity	ASTM D790	ksi	340
Temperature Range		Deg. F	-40 to 265
Flammable / UV Ratings	Test Spec.	Unit	Premium Line
Flame Rating - UL	UL 94	-	5VA
Outdoor UV Exposure	UL	-	F1

12104 P/N	4X IP66	6P IP68	Hinged Cover	Screw Cover	Opaque Cover	Clear Cover	Mounting Feet	Mounting Flange	Stainless Steel Locking Latch	T-Rail System
H12104S	✓	✓		✓	✓		✓			✓
H12104SC	✓	✓		✓		✓	✓			✓
H12104SF	✓	✓		✓	✓			✓		✓
H12104SCF	✓	✓		✓		✓		✓		✓
H12104H	✓		✓	✓	✓		✓			✓
H12104HC	✓		✓	✓		✓	✓			✓
H12104HF	✓		✓	✓	✓			✓		✓
H12104HCF	✓		✓	✓		✓		✓		✓
H12104HLL	✓		✓		✓		✓		✓	✓
H12104HCLL	✓		✓			✓	✓		✓	✓
H12104HFLL	✓		✓		✓			✓	✓	✓
H12104HCFLL	✓		✓			✓		✓	✓	✓
H12104H-6P	✓	✓	✓	✓	✓		✓			✓
H12104HC-6P	✓	✓	✓	✓		✓	✓			✓
H12104HF-6P	✓	✓	✓	✓	✓			✓		✓
H12104HCF-6P	✓	✓	✓	✓		✓		✓		✓

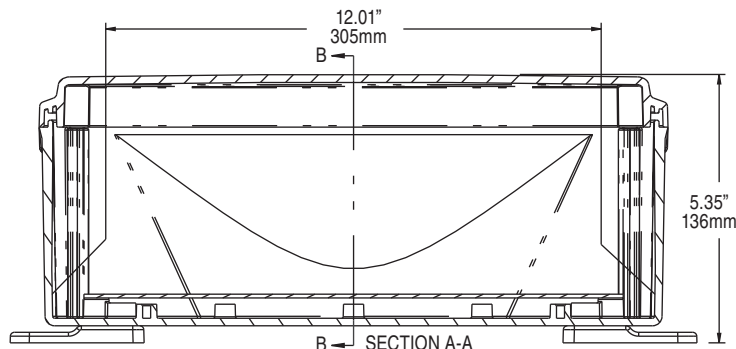
TORQUE SPECIFICATIONS - Mounting Brackets - 1/4"-20 x 0.25 SS, countersunk phillips drive screws (torque limit = 20 in. lbs.) | Covers / Doors - Torque for corner screws is 10 in. lbs.



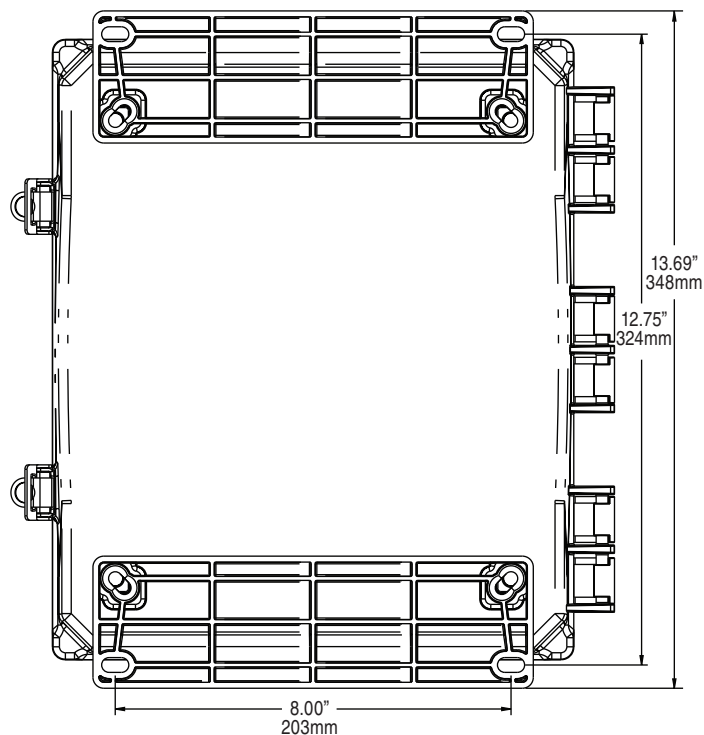
12X10X4 PREMIUM LINE



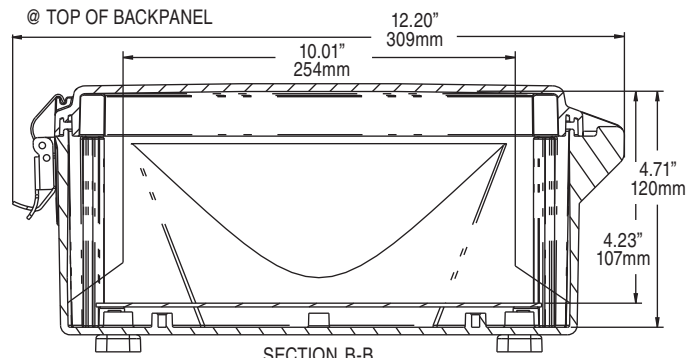
@ TOP OF BACKPANEL



B - SECTION A-A



@ TOP OF BACKPANEL



SECTION B-B

Register online to download this drawing off the Integra website at www.integraenclosures.com | Your company's logo or other information on the lid. Consult factory for details.

Accessories for 12x10x4 (For complete accessories, see page 49-52)




Back Panels

ABP1210 - Aluminum panel
SBP1210 - Steel panel
PVCBP1210 - PVC panel



Aluminum Swing Out Panels

ABP-1210USP/USOPK - Complete panel kit
ABP-1210USP - Aluminum swing out panels only
USOPK - Hardware only



Back Panel Adjustment Kit

BPAKG - Gray, Set Screw
BPAKB - Black, Set Screw
UBPAKG - Gray, Thumb Screw
UBPAKB - Black Thumb Screw



Air Vents / Fan Shrouds

VENT 1 - 3" Aluminum louvered
VENT 2 - Outdoor labyrinth
FS KIT1 - 1 piece kit
FS KIT2 - 2 piece kit
Specifications on page 47



Steel Swing Out Panels

SBP-1210USP/USOPK - Complete panel kit
SBP-1210USP - Steel swing out panels only
USOPK - Hardware only



Cord Grips

IP68/NEMA 4X/6P rated
See page 54 for more details and part numbers.



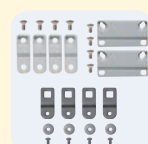
Din Rail

DIN 10 - 2 rails, 4 screws



Pole Mounting Kit

PMKG-210 - 2" pole
PMKG-310 - 3" pole
PMKG-410 - 4" pole
PMKG-1210 - 12" pole



Mounting Feet & Flange Kits

MFKG - Premium line feet
MFKSS - Stainless steel feet
MFLK10 - 10" Flange kit

12X10X6 PREMIUM LINE



PREMIUM POLYCARBONATE ENCLOSURE


Features and Benefits

- 16 Standard configurations including hinged or non-hinged lids in 2-screw, 4-screw, or stainless steel metal latched lids.
- Standard color – light gray with a gloss finish.
- Best material – bases, opaque covers and clear covers are all made of high-impact, UV resistant polycarbonate.
- Easy ordering – one part number includes base, lid, mounting feet or flanges and all lid fastening hardware (mounting panels sold separately).
- Flexible interior mounting – features the unique and patented Integra adjustable depth “T-Rail” back panel mounting system (back panel and adjustable brackets sold separately).
- Features multiple bosses for easy installation of devices and DIN rails.
- UL-50 / c-UL Listed (files # E229365, # E207562)

Our Premium Line enclosures are the most durable, aesthetically pleasing, non-metallic Nema UL rated enclosures available. From the extremely versatile mounting options inside the enclosure to having the most off-the-shelf accessories, the Integra “Made In the USA” Premium Line enclosures provide great value to any application.



Comes with feet or flanges.



Atex pending, contact factory for details

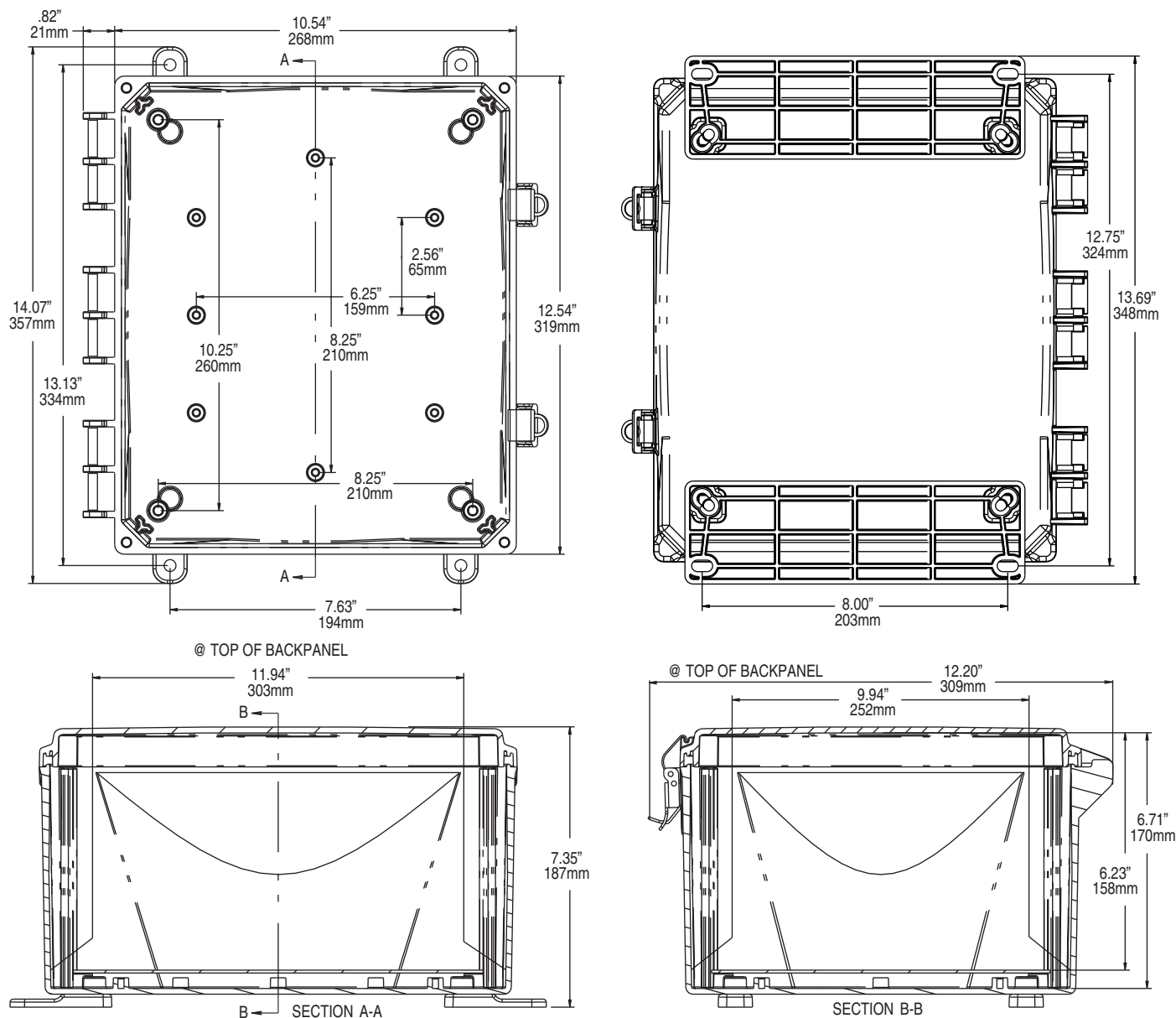
Mechanical and Thermal	Test Spec.	Unit	Premium Line
Instrumented Dart Impact @ 73° F		in/lb.	565
Falling Ball Impact @ 73° F	UL-746	in/lb.	900
Deflection Temperature @ 264 psi	ASTM D648	Deg. F	270
Modulus of Elasticity	ASTM D790	ksi	340
Temperature Range		Deg. F	-40 to 265
Flammable / UV Ratings	Test Spec.	Unit	Premium Line
Flame Rating - UL	UL 94	-	5VA
Outdoor UV Exposure	UL	-	F1

12106 P/N	4X IP66	6P IP68	Hinged Cover	Screw Cover	Opaque Cover	Clear Cover	Mounting Feet	Mounting Flange	Stainless Steel Locking Latch	T-Rail System
H12106S	✓	✓		✓	✓		✓			✓
H12106SC	✓	✓		✓		✓	✓			✓
H12106SF	✓	✓		✓	✓			✓		✓
H12106SCF	✓	✓		✓		✓		✓		✓
H12106H	✓		✓	✓	✓		✓			✓
H12106HC	✓		✓	✓		✓	✓			✓
H12106HF	✓		✓	✓	✓			✓		✓
H12106HCF	✓		✓	✓		✓		✓		✓
H12106HLL	✓		✓		✓		✓		✓	✓
H12106HCLL	✓		✓			✓	✓		✓	✓
H12106HFLL	✓		✓		✓			✓	✓	✓
H12106HCFLL	✓		✓			✓		✓	✓	✓
H12106H-6P	✓	✓	✓	✓	✓		✓			✓
H12106HC-6P	✓	✓	✓	✓		✓	✓			✓
H12106HF-6P	✓	✓	✓	✓	✓			✓		✓
H12106HCF-6P	✓	✓	✓	✓		✓		✓		✓

TORQUE SPECIFICATIONS - Mounting Brackets - 1/4"-20 x 0.25 SS, countersunk phillips drive screws (torque limit = 20 in. lbs.) | Covers / Doors - Torque for corner screws is 10 in. lbs.



12X10X6 PREMIUM LINE



Register online to download this drawing off the Integra website at www.integraenclosures.com | Your company's logo or other information on the lid. Consult factory for details.

Accessories for 12x10x6 (For complete accessories, see page 49-52)




Back Panels

ABP1210 - Aluminum panel
SBP1210 - Steel panel
PVCBP1210 - PVC panel



Aluminum Swing Out Panels

ABP-1210USP/USOPK - Complete panel kit
ABP-1210USP - Aluminum swing out panels only
SOPK - Hardware only



Back Panel Adjustment Kit

BPAKG - Gray, Set Screw
BPAKB - Black, Set Screw
UBPAKG - Gray, Thumb Screw
UBPAKB - Black Thumb Screw



Air Vents / Fan Shrouds

VENT 1 - 3" Aluminum louvered
VENT 2 - Outdoor labyrinth
FS KIT1 - 1 piece kit
FS KIT2 - 2 piece kit
Specifications on page 47



Steel Swing Out Panels

SBP-1210USP/USOPK - Complete panel kit
SBP-1210USP - Steel swing out panels only
SOPK - Hardware only



Cord Grips

IP68/NEMA 4X/6P rated
See page 54 for more details and part numbers.



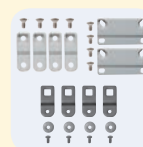
Din Rail

DIN 10 - 2 rails, 4 screws



Pole Mounting Kit

PMKG-210 - 2" pole
PMKG-310 - 3" pole
PMKG-410 - 4" pole
PMKG-1210 - 12" pole



Mounting Feet & Flange Kits

MFKG - Premium line feet
MFKSS - Stainless steel feet
MFLK10 - 10" Flange kit

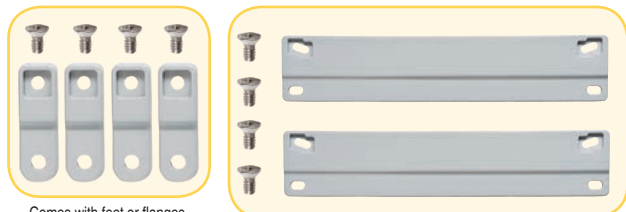


PREMIUM POLYCARBONATE ENCLOSURE

Features and Benefits

- 16 Standard configurations including hinged or non-hinged lids in 2-screw, 4-screw, or stainless steel metal latched lids.
- Standard color – light gray with a gloss finish.
- Best material – bases, opaque covers and clear covers are all made of high-impact, UV resistant polycarbonate.
- Easy ordering – one part number includes base, lid, mounting feet or flanges and all lid fastening hardware (mounting panels sold separately).
- Flexible interior mounting – features the unique and patented Integra adjustable depth “T-Rail” back panel mounting system (back panel and adjustable brackets sold separately).
- Features multiple bosses for easy installation of devices and DIN rails.
- UL-50 / c-UL Listed (files # E229365, # E207562)

Our Premium Line enclosures are the most durable, aesthetically pleasing, non-metallic Nema UL rated enclosures available. From the extremely versatile mounting options inside the enclosure to having the most off-the-shelf accessories, the Integra “Made In the USA” Premium Line enclosures provide great value to any application.



Comes with feet or flanges.



Atex pending, contact factory for details

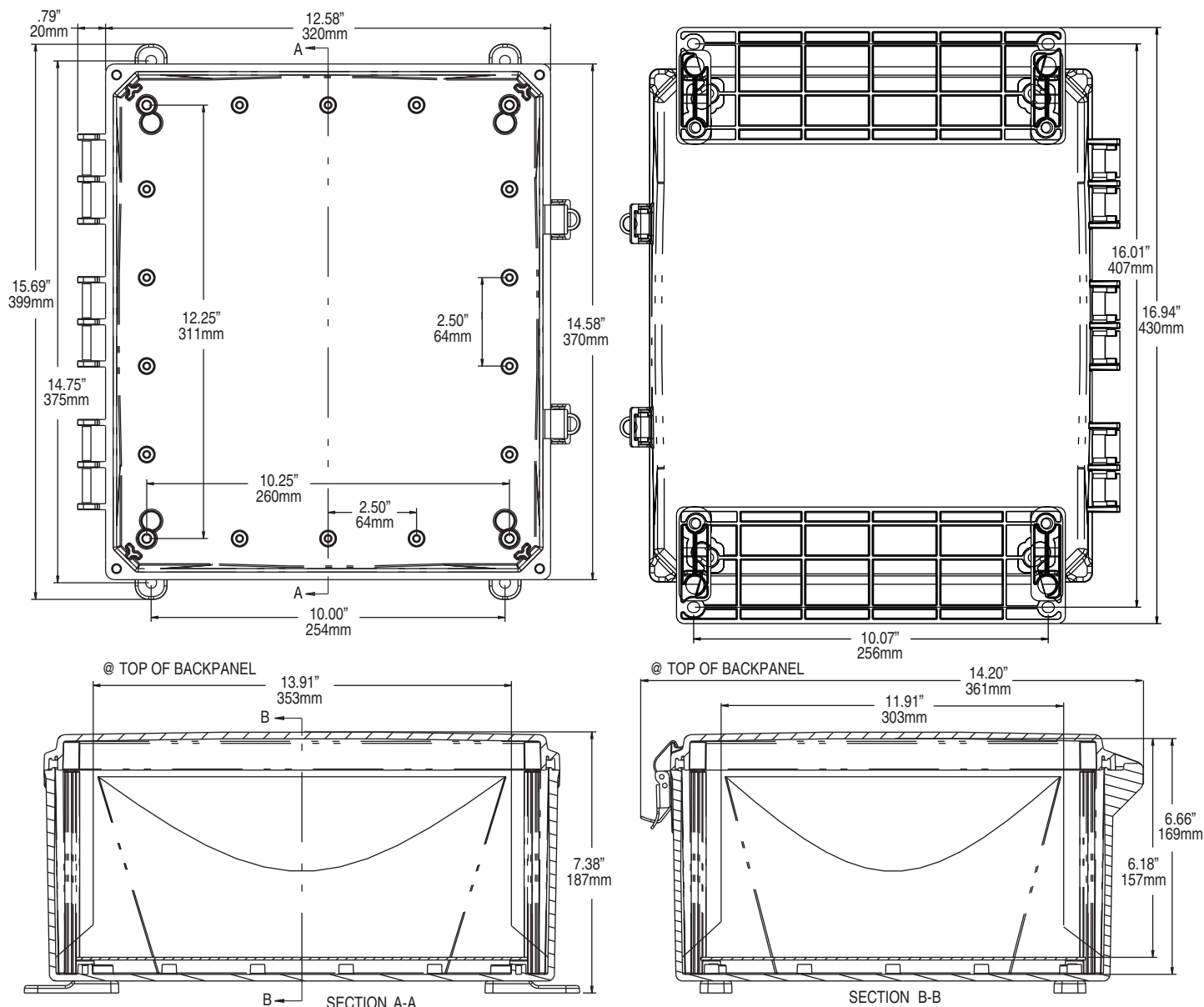
Mechanical and Thermal	Test Spec.	Unit	Premium Line
Instrumented Dart Impact @ 73° F		in/lb.	565
Falling Ball Impact @ 73° F	UL-746	in/lb.	900
Deflection Temperature @ 264 psi	ASTM D648	Deg. F	270
Modulus of Elasticity	ASTM D790	ksi	340
Temperature Range		Deg. F	-40 to 265
Flammable / UV Ratings	Test Spec.	Unit	Premium Line
Flame Rating - UL	UL 94	-	5VA
Outdoor UV Exposure	UL	-	F1

141206 P/N	4X IP66	6P IP68	Hinged Cover	Screw Cover	Opaque Cover	Clear Cover	Mounting Feet	Mounting Flange	Stainless Steel Locking Latch	T-Rail System
H141206S	✓	✓		✓	✓		✓			✓
H141206SC	✓	✓		✓		✓	✓			✓
H141206SF	✓	✓		✓	✓			✓		✓
H141206SCF	✓	✓		✓		✓		✓		✓
H141206H	✓		✓	✓	✓		✓			✓
H141206HC	✓		✓	✓		✓	✓			✓
H141206HF	✓		✓	✓	✓			✓		✓
H141206HCF	✓		✓	✓		✓		✓		✓
H141206HLL	✓		✓		✓		✓		✓	✓
H141206HCLL	✓		✓			✓	✓		✓	✓
H141206HFLL	✓		✓		✓			✓	✓	✓
H141206HCFLL	✓		✓			✓		✓	✓	✓
H141206H-6P	✓	✓	✓	✓	✓		✓			✓
H141206HC-6P	✓	✓	✓	✓		✓	✓			✓
H141206HF-6P	✓	✓	✓	✓	✓			✓		✓
H141206HCF-6P	✓	✓	✓	✓		✓		✓		✓

TORQUE SPECIFICATIONS - Mounting Brackets - 1/4"-20 x 0.25 SS, countersunk phillips drive screws (torque limit = 20 in. lbs.) | Covers / Doors - Torque for corner screws is 10 in. lbs.



14X12X6 PREMIUM LINE



Register online to download this drawing off the Integra website at www.integraenclosures.com | Your company's logo or other information on the lid. Consult factory for details.

Accessories for 14x12x6 (For complete accessories, see page 49-52)




Back Panels

ABP1412 - Aluminum panel
SBP1412 - Steel panel
PVCBP1412 - PVC panel



Aluminum Swing Out Panels

ABP-1412USP/USOPK - Complete panel kit
ABP-1412USP - Aluminum swing out panels only
USOPK - Hardware only



Back Panel Adjustment Kit

BPAKG - Gray, Set Screw
BPAKB - Black, Set Screw
UBPAKG - Gray, Thumb Screw
UBPAKB - Black Thumb Screw



Air Vents / Fan Shrouds

VENT 1 - 3" Aluminum louvered
VENT 2 - Outdoor labyrinth
FS KIT1 - 1 piece kit
FS KIT2 - 2 piece kit
Specifications on page 47



Steel Swing Out Panels

SBP-1412USP/USOPK - Complete panel kit
SBP-1412USP - Steel swing out panels only
USOPK - Hardware only



Cord Grips

IP68/NEMA 4X/6P rated
See page 54 for more details and part numbers.



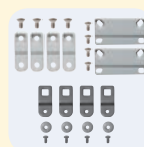
Din Rail

DIN 12 - 2 rails, 4 screws



Pole Mounting Kit

PMKG-212 - 2" pole
PMKG-312 - 3" pole
PMKG-412 - 4" pole
PMKG-1212 - 12" pole




Mounting Feet & Flange Kits

MFKG - Premium line feet
MFKSS - Stainless steel feet
MFLK12 - 12" Flange kit



* This size also available in low profile hinge.

* 16x14x12 Expansion box not shown. Call Integra for more details.



Comes with feet or flanges.



Atex pending, contact factory for details

PREMIUM POLYCARBONATE ENCLOSURE

Features and Benefits

- 16 Standard configurations including hinged or non-hinged lids in 2-screw, 4-screw, or stainless steel metal latched lids.
- Standard color – light gray with a gloss finish.
- Best material – bases, opaque covers and clear covers are all made of high-impact, UV resistant polycarbonate.
- Easy ordering – one part number includes base, lid, mounting feet or flanges and all lid fastening hardware (mounting panels sold separately).
- Flexible interior mounting – features the unique and patented Integra adjustable depth “T-Rail” back panel mounting system (back panel and adjustable brackets sold separately).
- Features multiple bosses for easy installation of devices and DIN rails.
- UL-50 / c-UL Listed (files # E229365, # E207562)

Our Premium Line enclosures are the most durable, aesthetically pleasing, non-metallic Nema UL rated enclosures available. From the extremely versatile mounting options inside the enclosure to having the most off-the-shelf accessories, the Integra “Made In the USA” Premium Line enclosures provide great value to any application.

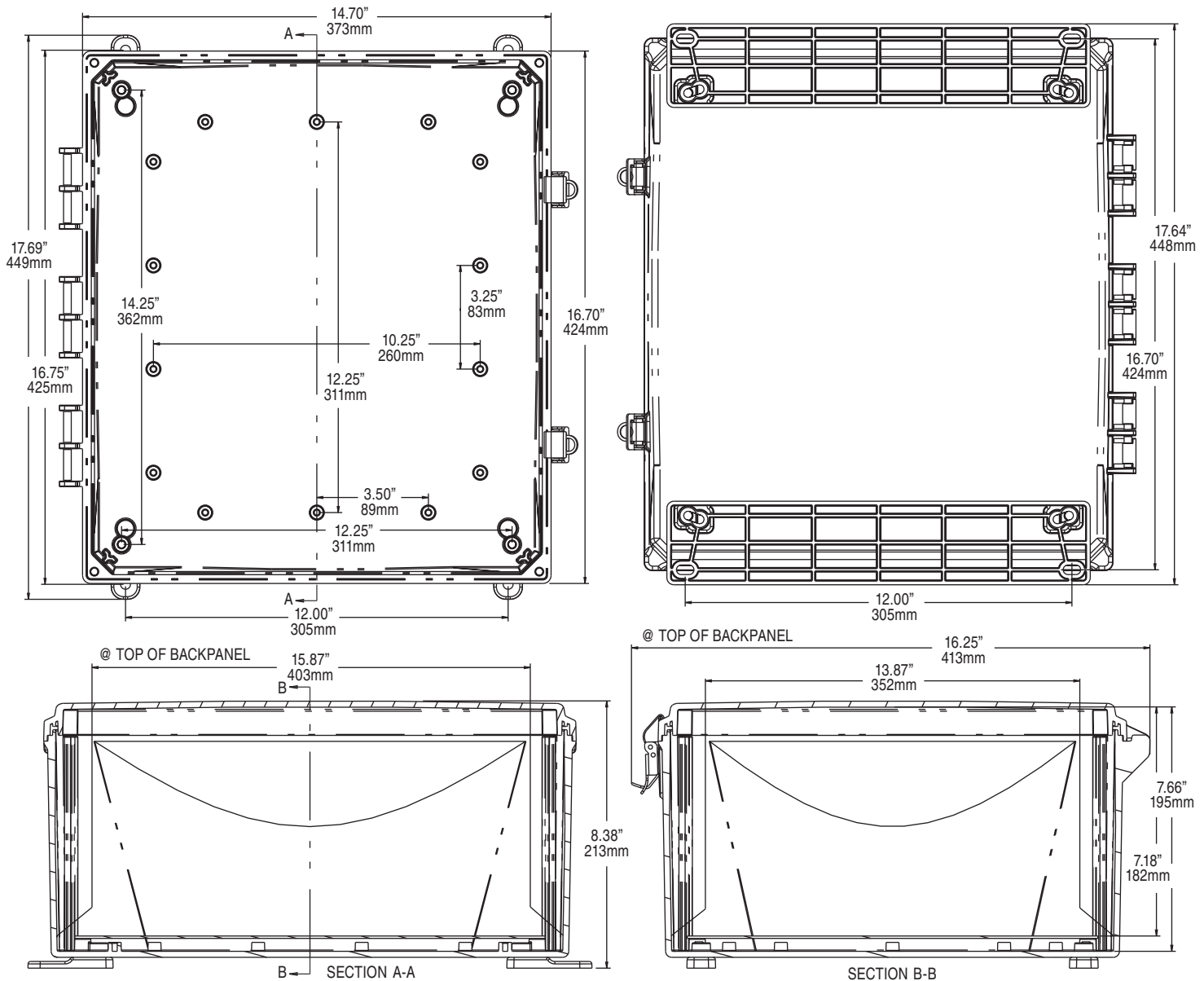
Mechanical and Thermal	Test Spec.	Unit	Premium Line
Instrumented Dart Impact @ 73° F		in/lb.	565
Falling Ball Impact @ 73° F	UL-746	in/lb.	900
Deflection Temperature @ 264 psi	ASTM D648	Deg. F	270
Modulus of Elasticity	ASTM D790	ksi	340
Temperature Range		Deg. F	-40 to 265
Flammable / UV Ratings	Test Spec.	Unit	Premium Line
Flame Rating - UL	UL 94	-	5VA
Outdoor UV Exposure	UL	-	F1

161407 P/N	4X IP66	6P IP68	Hinged Cover	Screw Cover	Opaque Cover	Clear Cover	Mounting Feet	Mounting Flange	Stainless Steel Locking Latch	T-Rail System
H161407S	✓	✓		✓	✓		✓			✓
H161407SC	✓	✓		✓		✓	✓			✓
H161407SF	✓	✓		✓	✓			✓		✓
H161407SCF	✓	✓		✓		✓		✓		✓
H161407H	✓		✓	✓	✓		✓			✓
H161407HC	✓		✓	✓		✓	✓			✓
H161407HF	✓		✓	✓	✓			✓		✓
H161407HCF	✓		✓	✓		✓		✓		✓
H161407HLL	✓		✓		✓		✓		✓	✓
H161407HCLL	✓		✓			✓	✓		✓	✓
H161407HFLL	✓		✓		✓			✓	✓	✓
H161407HCFLL	✓		✓			✓		✓	✓	✓
H161407H-6P	✓	✓	✓	✓	✓		✓			✓
H161407HC-6P	✓	✓	✓	✓		✓	✓			✓
H161407HF-6P	✓	✓	✓	✓	✓			✓		✓
H161407HCF-6P	✓	✓	✓	✓		✓		✓		✓

TORQUE SPECIFICATIONS - Mounting Brackets - 1/4"-20 x 0.25 SS, countersunk phillips drive screws (torque limit = 20 in. lbs.) | Covers / Doors - Torque for corner screws is 10 in. lbs.



16X14X7 PREMIUM LINE



Register online to download this drawing off the Integra website at www.integraenclosures.com | Your company's logo or other information on the lid. Consult factory for details.

Accessories for 16x14x7 (For complete accessories, see page 49-52)




Back Panels

ABP1614 - Aluminum panel
SBP1614 - Steel panel
PVCBP1614 - PVC panel



Aluminum Swing Out Panels

ABP-1614USP/USOPK - Complete panel kit
ABP-1614USP - Aluminum swing out panels only
USOPK - Hardware only



Back Panel Adjustment Kit

BPAKG - Gray, Set Screw
BPAKB - Black, Set Screw
UBPAKG - Gray, Thumb Screw
UBPAKB - Black Thumb Screw



Air Vents / Fan Shrouds

VENT 1 - 3" Aluminum louvered
VENT 2 - Outdoor labyrinth
FS KIT1 - 1 piece kit
FS KIT2 - 2 piece kit
Specifications on page 47




Steel Swing Out Panels

SBP-1614USP/USOPK - Complete panel kit
SBP-1614USP - Steel swing out panels only
USOPK - Hardware only



Cord Grips

IP68/NEMA 4X/6P rated
See page 54 for more details and part numbers.



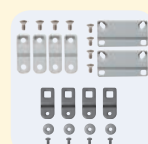
Din Rail

DIN 14 - 2 rails, 4 screws



Pole Mounting Kit

PMKG-214 - 2" pole
PMKG-314 - 3" pole
PMKG-414 - 4" pole
PMKG-1214 - 12" pole



Mounting Feet & Flange Kits

MFKG - Premium line feet
MFKSS - Stainless steel feet
MFLK14 - 14" Flange kit


18X16X10 PREMIUM LINE



* This size also available in low profile hinge. Call Integra for more details.



Comes with feet or flanges.



Atex pending, contact factory for details

PREMIUM POLYCARBONATE ENCLOSURE

Features and Benefits

- 16 Standard configurations including hinged or non-hinged lids in 2-screw, 4-screw, or stainless steel metal latched lids.
- Standard color – light gray with a gloss finish.
- Best material – bases, opaque covers and clear covers are all made of high-impact, UV resistant polycarbonate.
- Easy ordering – one part number includes base, lid, mounting feet or flanges and all lid fastening hardware (mounting panels sold separately).
- Flexible interior mounting – features the unique and patented Integra adjustable depth “T-Rail” back panel mounting system (back panel and adjustable brackets sold separately).
- Features multiple bosses for easy installation of devices and DIN rails.
- UL-50 / c-UL Listed (files # E229365, # E207562)

Our Premium Line enclosures are the most durable, aesthetically pleasing, non-metallic Nema UL rated enclosures available. From the extremely versatile mounting options inside the enclosure to having the most off-the-shelf accessories, the Integra “Made In the USA” Premium Line enclosures provide great value to any application.

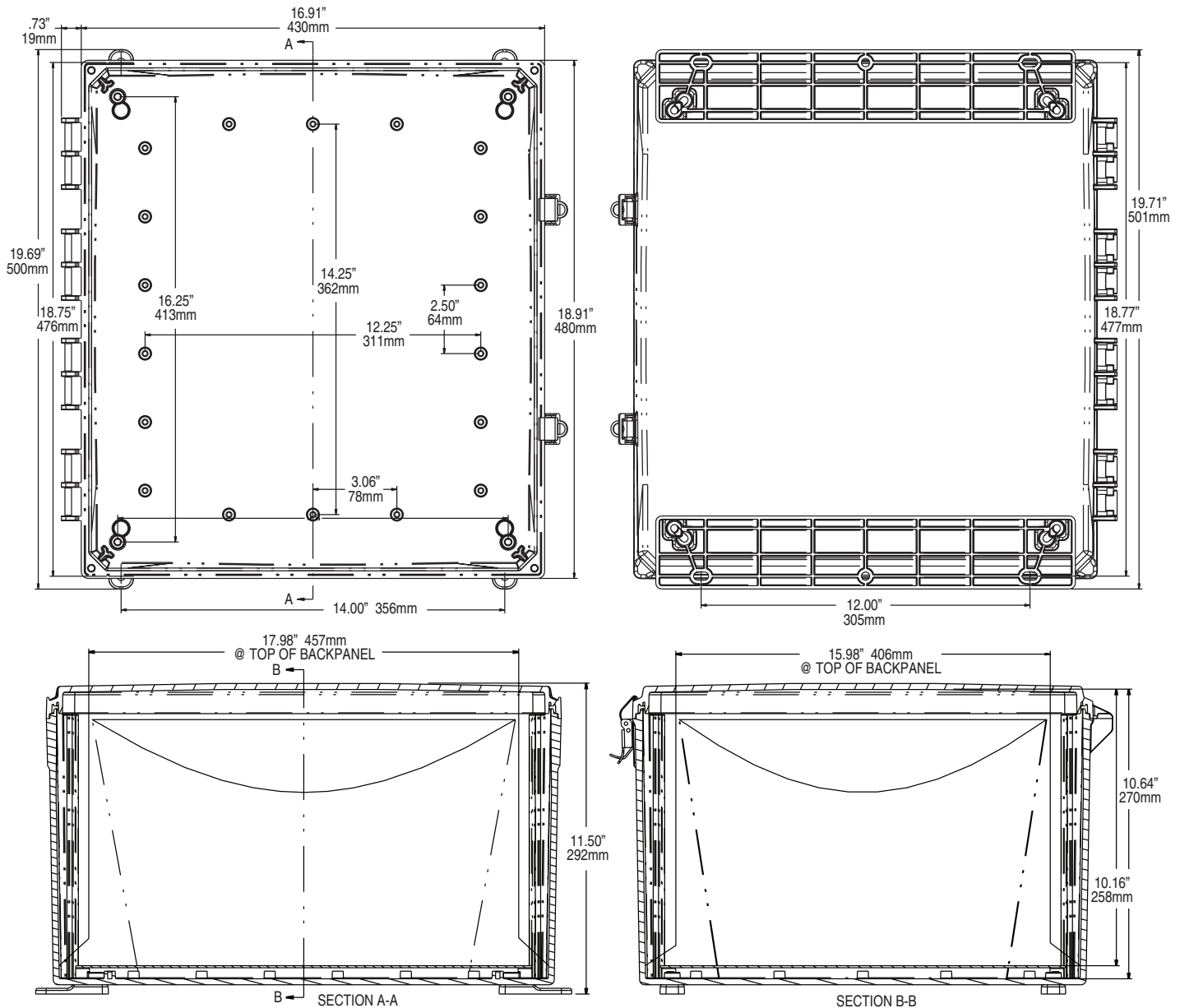
Mechanical and Thermal	Test Spec.	Unit	Premium Line
Instrumented Dart Impact @ 73° F		in/lb.	565
Falling Ball Impact @ 73° F	UL-746	in/lb.	900
Deflection Temperature @ 264 psi	ASTM D648	Deg. F	270
Modulus of Elasticity	ASTM D790	ksi	340
Temperature Range		Deg. F	-40 to 265
Flammable / UV Ratings	Test Spec.	Unit	Premium Line
Flame Rating - UL	UL 94	-	5VA
Outdoor UV Exposure	UL	-	F1

181610 P/N	4X IP66	6P IP68	Hinged Cover	Screw Cover	Opaque Cover	Clear Cover	Mounting Feet	Mounting Flange	Stainless Steel Locking Latch	T-Rail System
H181610S	✓	✓		✓	✓		✓			✓
H181610SC	✓	✓		✓		✓	✓			✓
H181610SF	✓	✓		✓	✓			✓		✓
H181610SCF	✓	✓		✓		✓		✓		✓
H181610H	✓		✓	✓	✓		✓			✓
H181610HC	✓		✓	✓		✓	✓			✓
H181610HF	✓		✓	✓	✓			✓		✓
H181610HCF	✓		✓	✓		✓		✓		✓
H181610HLL	✓		✓		✓		✓		✓	✓
H181610HCLL	✓		✓			✓	✓		✓	✓
H181610HFLL	✓		✓		✓			✓	✓	✓
H181610HCFLL	✓		✓			✓		✓	✓	✓
H181610H-6P	✓	✓	✓	✓	✓		✓			✓
H181610HC-6P	✓	✓	✓	✓		✓	✓			✓
H181610HF-6P	✓	✓	✓	✓	✓			✓		✓
H181610HCF-6P	✓	✓	✓	✓		✓		✓		✓

TORQUE SPECIFICATIONS - Mounting Brackets - 1/4"-20 x 0.25 SS, countersunk phillips drive screws (torque limit = 20 in. lbs.) | Covers / Doors - Torque for corner screws is 10 in. lbs.



18X16X10 PREMIUM LINE



Register online to download this drawing off the Integra website at www.integraenclosures.com | Your company's logo or other information on the lid. Consult factory for details.

Accessories for 18x16x10 (For complete accessories, see page 49-52)



Back Panels

ABP1816 - Aluminum panel
SBP1816 - Steel panel
PVCBP1816 - PVC panel




Aluminum Swing Out Panels

ABP-1816USP/USOPK - Complete panel kit
ABP-1816USP - Aluminum swing out panels only
USOPK - Hardware only



Back Panel Adjustment Kit

BPAKG - Gray, Set Screw
BPAKB - Black, Set Screw
UBPAKG - Gray, Thumb Screw
UBPAKB - Black Thumb Screw



Air Vents / Fan Shrouds

VENT 1 - 3" Aluminum louvered
VENT 2 - Outdoor labyrinth
FS KIT1 - 1 piece kit
FS KIT2 - 2 piece kit
Specifications on page 47



Steel Swing Out Panels

SBP-1816USP/USOPK - Complete panel kit
SBP-1816USP - Steel swing out panels only
USOPK - Hardware only




Cord Grips

IP68/NEMA 4X/6P rated
See page 54 for more details and part numbers.



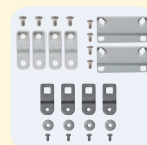
Din Rail

DIN 16 - 2 rails, 4 screws



Pole Mounting Kit

PMKG-216 - 2" pole
PMKG-316 - 3" pole
PMKG-416 - 4" pole
PMKG-1216 - 12" pole



Mounting Feet & Flange Kits

MFKG - Premium line feet
MFKSS - Stainless steel feet
MFLK16 - 16" Flange kit



IMPACT LINE OVERVIEW - 100% NON-METALIC

- 900 inlb Impact Resistance**
 Polycarbonate is known for its high impact resistance and that is why we chose to use it as the material for our Premium Line Enclosures
- Wide Operating Temperature Range**
 Polycarbonate is stable and holds its tensile strength better than other non metallic materials over a temperature range from -40 deg F to 265 deg F.
- Crystal Clear Covers**
 Clear covers are a superior alternative to mechanically affixed window kits.
- EZ Hinge or Low Profile Hinge**
 Integra's standard hinges allow easy door removal or replacement while permitting a full 225 degree door swing. The new low profile hinge is not removable, but provides a cleaner look to the enclosure.
- Integrated Flanges**
 All Impact series enclosures eliminate the need to affix the mounting feet or flange to the enclosure. The mounting flanges are simply molded in to the enclosure.
- Integrated Latch**
 The integrated latch provides for a very clean look and easy opening of the enclosure. This latch is available on all Impact enclosures, but a stainless steel latch is also available on most sizes. (Stainless steel latch not available on 9x8x2)
- Advanced Face Plate System**
 Two brackets, four screws and a face plate and that is all that is needed to quickly and cleanly install the face plate system. (6x6x3 and 8x6x3 only)
- Advanced Swing Panel System**
 Two brackets, four screws and the swing panel is all that is needed to quickly and cleanly install the swing panels system. (6x6x3 and 8x6x3 only)
- Molded in Mounting Bosses**
 All of the Impact line enclosures have extra mounting bosses molded into the rear wall to permit #8 (for 6x6x3 and 8x6x3) and #10 (for 9x8x2 and 10x8x6) self tapping screws to secure din rail, circuit board, or any other device or component into the enclosure.
- Stainless Steel Latch Securely Attached**
 The "LL" suffixed Impact enclosures include stainless steel latches that are bolted in place for a more secure system than pop rivets or slide on latches.
- Modifications**
 Full modifications services are available at Integra, including machining holes for displays, cable connectors, multi pin connectors, antennae, etc. Call us to discuss your unique requirements.
- Customization**
 Custom colors, custom back panels, silk screening, sub assembly of your product, or any other tailoring of our product to your need is our job. (Minimums may apply)
- Packaging**
 Standard packaging is one unit per carton, packed to ensure safe delivery to your location. If you have any special requirements for shipping, call us and we can work to meet your requirements.



EZ OR LOW PROFILE HINGES



Integra's standard hinges allow easy door removal or replacement while permitting a full 225 degree door swing. The new low profile hinge is not removable, but provides a cleaner look to the enclosure.

CLEAR COVER




Clear covers are a superior alternative to mechanically affixed window kits.

INTEGRATED & LOCKING LATCHES




All Impact enclosures are available standard with the integrated locking latch. The "LL" suffixed Impact enclosures include stainless steel latches that are bolted in place.

SWING OUT PANEL KITS



Two brackets, four screws and the swing panel is all that is needed to quickly and cleanly install the swing panels system. (6x6x3 and 8x6x3 only)


CORD GRIPS



- IP68/NEMA 4X/6P Rated
- Temp Range -30 C to 100 C
- UL 94 V0 Flame Rated
- Neoprene Sealing Grommet
- Polyamide Construction

SWING PANEL AND FACE PLATE ASSEMBLY

IMPACT FACE PLATE KIT ASSEMBLY




Integrated Mounting Flanges

It's as easy as one, two, three...

FACE PLATE System

1. Install Four #8 self tapping screws to secure the brackets to the enclosure
2. Install Four #8 self-tapping screws to secure the face plate to brackets
3. You're done

IMPACT SWING PANEL KIT ASSEMBLY



SWING PANEL System

1. Install Four #8 self tapping screws to secure the brackets to the enclosure
2. Install Four or Six(your choice) #8 self-tapping screws to secure the swing panel to the brackets
3. You're done



IMPACT

Features and Benefits

- Up to eight standard configurations available with Integra's standard EZ hinge or our new Low Profile hinge and either Integra's patented integrated latch or a stainless steel latch.
- Standard Color – light gray with a high gloss finish
- Best material – bases, opaque covers and clear covers are all made of high-impact, UV resistant polycarbonate
- Easy ordering – One part number equals one completely assembled enclosure
- Super easy use – mounting flanges integral, so no extra hardware needed
- Flexible interior Mounting – bosses on rear wall and lid of opaque enclosure provide multiple mounting options for din rail, back panels, or other components
- Advanced face plate mounting system – Brand new completely unique and easy
- Advanced swing panel mounting system – Brand new completely unique and easy
- Secure – Choose your level of protection: pad lockable, tamper screw or tamper tag capable
- Frequency Friendly – Available with absolutely no metals of any kind on the enclosure which is extremely favorable for sending and receiving wireless signals
- UL-50 / c-UL Listed (file # E207562)

Our Impact Line enclosures are the most versatile, feature packed, aesthetically pleasing, Nema UL rated, non-metallic enclosures available. Features like extremely durable, UV resistant, wide temperature range, easy to machine, lighter than other non-metallic or metal materials, the "Made in USA" Impact Line enclosures provide great value to any application.

Mechanical and Thermal	Test Spec.	Unit	Impact Line
Instrumented Dart Impact @ 73° F		in/lb.	565
Falling Ball Impact @ 73° F	UL-746	in/lb.	900
Deflection Temperature @ 264 psi	ASTM D648	Deg. F	270
Modulus of Elasticity	ASTM D790	ksi	340
Temperature Range		Deg. F	-40 to 265
Flammable / UV Ratings	Test Spec.	Unit	Impact Line
Flame Rating - UL	UL 94	-	5VA
Outdoor UV Exposure	UL	-	F1



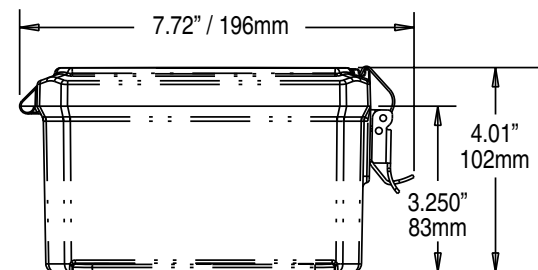
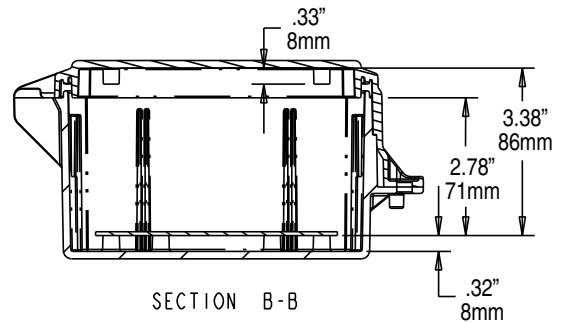
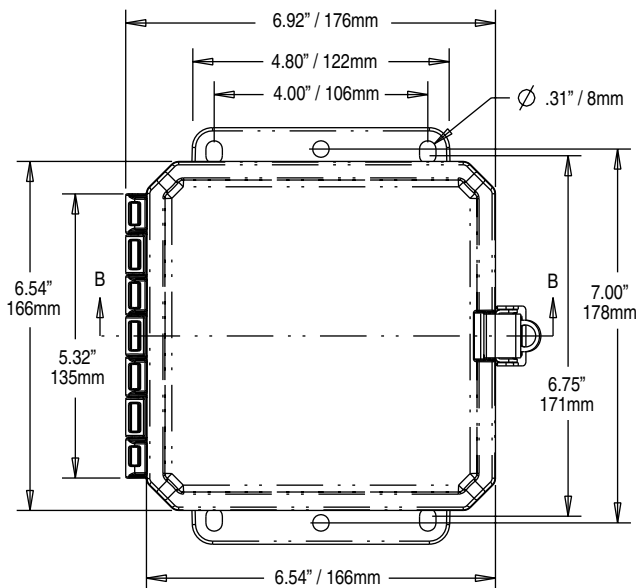
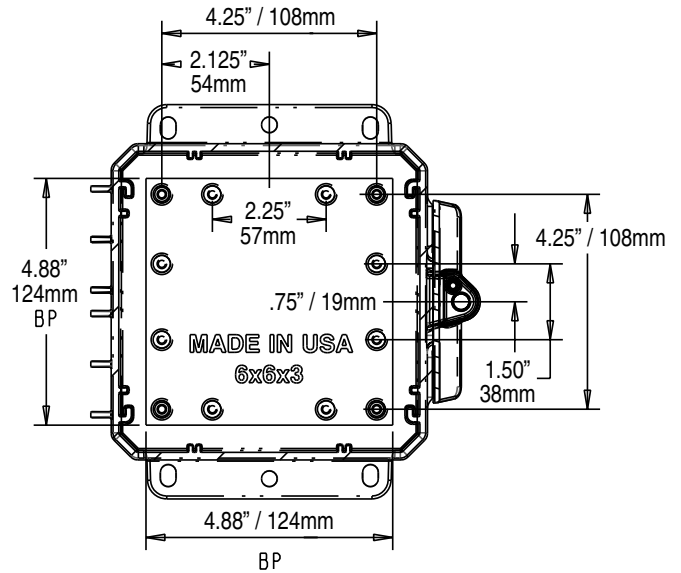
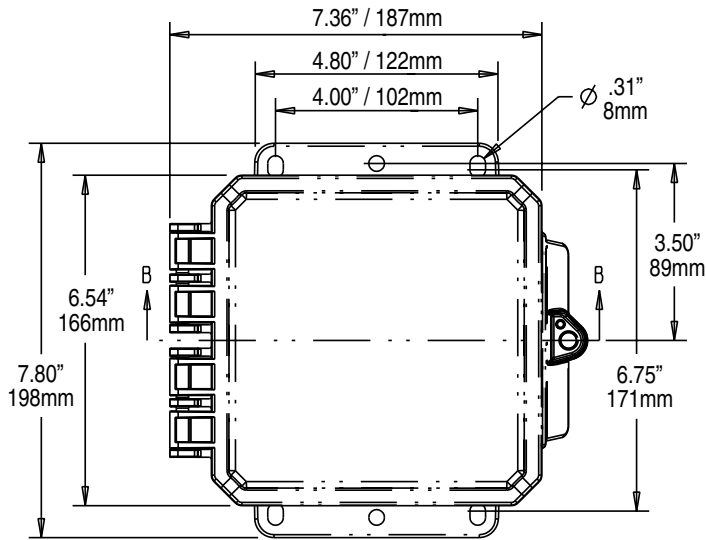
Atex pending contact factory for details

P6063	4X IP66	6P IP68	Clear Cover	Opaque Cover	Integrated Mounting Flange	Standard Hinge	Low Profile Hinge	Integrated Locking Latch	Stainless Steel Locking Latch	PCB Mounting System	Face Plate Mtg System*
P6063	✓	✓		✓	✓	✓		✓		✓	✓
P6063C	✓	✓	✓		✓	✓		✓		✓	✓
P6063LL	✓			✓	✓	✓			✓	✓	✓
P6063CLL	✓		✓		✓	✓			✓	✓	✓
P6063LP	✓	✓		✓	✓		✓	✓		✓	✓
P6063LPC	✓	✓	✓		✓		✓	✓		✓	✓
P6063LPLL	✓			✓	✓		✓		✓	✓	✓
P6063LPCLL	✓		✓		✓		✓		✓	✓	✓

* Sold separately



6X6X3 IMPACT LINE



Register online to download this drawing off the Integra website at www.integraenclosures.com | Your company's logo or other information on the lid. Consult factory for details.

Accessories for 6x6x3 Impact (For complete accessories, see page 52-54)



Back Panels

ABP66-IMP - Aluminum panel
SBP66-IMP - Steel panel
PVCBP66-IMP - PVC panel



Aluminum Swing Out System

ASWPK66-IMP Aluminum swing panel and SOPK-IMP mounting kit
ASWP66-IMP - Aluminum swing panel only
SOPK66/86-IMP - 2 Ridgid brackets, 1 pivot bracket & 8 self-tapping screws



Aluminum Face Plate System

AFPK66-IMP - Aluminum face plate and SOPK-IMP mounting kit
AFP66-IMP - Aluminum face plate only
SOPK66/86-IMP - 2 Ridgid brackets, 1 pivot bracket & 8 self-tapping screws



Air Vents

VENT 1 - Aluminum louvered
VENT 2 - Outdoor labyrinth



Steel Swing Out System

SSWPK66-IMP Steel swing panel and SOPK-IMP mounting kit
SSWP66-IMP - Steel swing panel only
SOPK66/86-IMP - 2 Ridgid brackets, 1 pivot bracket & 8 self-tapping screws



Steel Face Plate System

SFPK66-IMP - Steel face plate and SOPK-IMP mounting kit
SFP66-IMP - Steel face plate only
SOPK66/86-IMP - 2 Ridgid brackets, 1 pivot bracket & 8 self-tapping screws



Din Rail

DIN 6-IMP - 2 rails, 4 screws



Pole Mounting Kit

PMKG-26-IMP - 2" pole
PMKG-36-IMP - 3" pole
PMKG-46-IMP - 4" pole
PMKG-126-IMP - 12" pole



Cord Grips

IP68/NEMA 4X/6P rated
See page 54 for more details.



IMPACT

Features and Benefits

- Up to eight standard configurations available with Integra's standard EZ hinge or our new Low Profile hinge and either Integra's patented integrated latch or a stainless steel latch.
- Standard Color – light gray with a high gloss finish
- Best material – bases, opaque covers and clear covers are all made of high-impact, UV resistant polycarbonate
- Easy ordering – One part number equals one completely assembled enclosure
- Super easy use – mounting flanges integral, so no extra hardware needed
- Flexible interior Mounting – bosses on rear wall and lid of opaque enclosure provide multiple mounting options for din rail, back panels, or other components
- Advanced face plate mounting system – Brand new completely unique and easy
- Advanced swing panel mounting system – Brand new completely unique and easy
- Secure – Choose your level of protection: pad lockable, tamper screw or tamper tag capable
- Frequency Friendly – Available with absolutely no metals of any kind on the enclosure which is extremely favorable for sending and receiving wireless signals
- UL-50 / c-UL Listed (file # E207562)

Our Impact Line enclosures are the most versatile, feature packed, aesthetically pleasing, Nema UL rated, non-metallic enclosures available. Features like extremely durable, UV resistant, wide temperature range, easy to machine, lighter than other non-metallic or metal materials, the "Made in USA" Impact Line enclosures provide great value to any application.



Atex pending contact factory for details

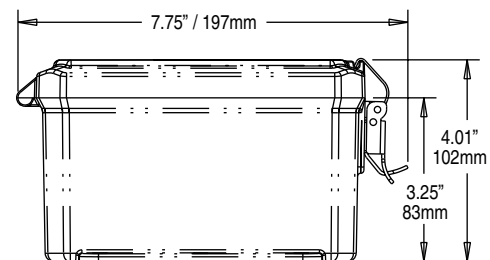
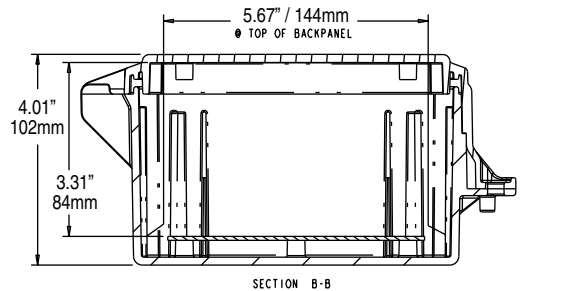
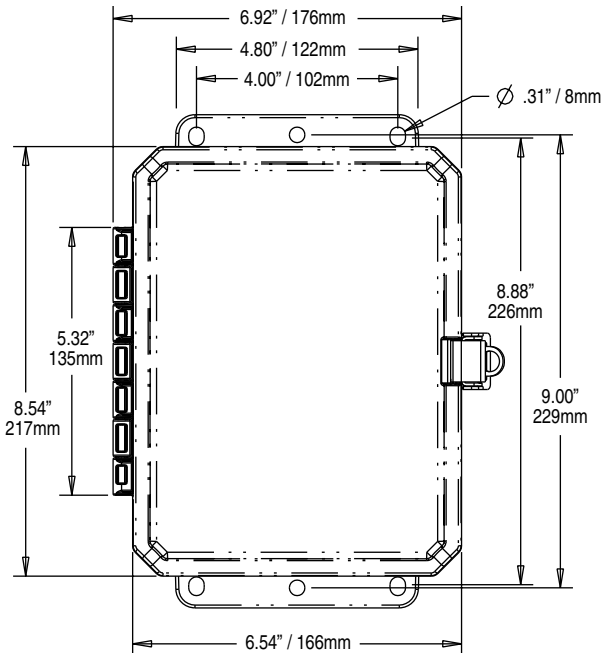
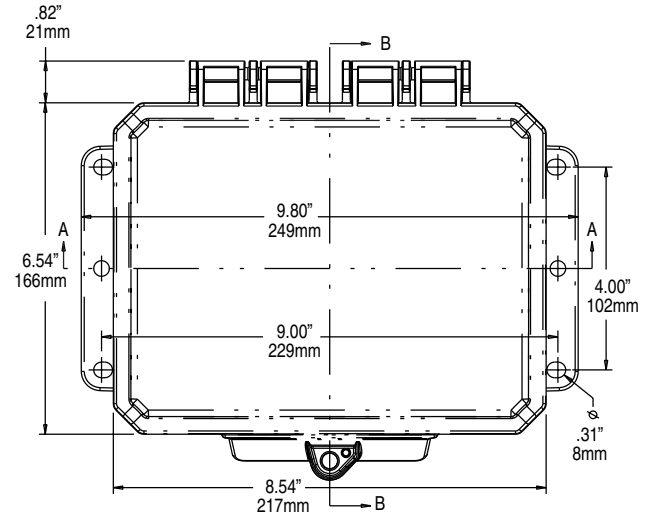
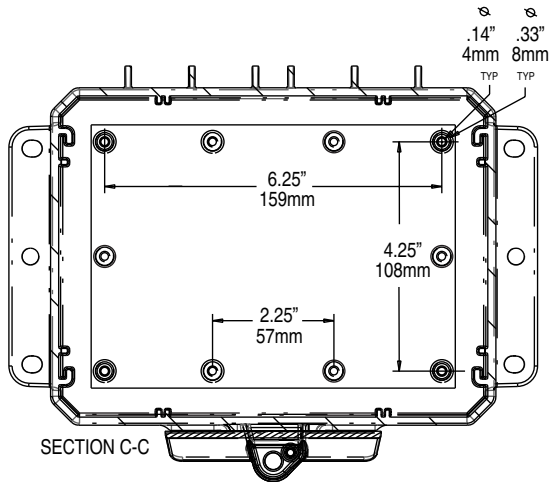
Mechanical and Thermal	Test Spec.	Unit	Impact Line
Instrumented Dart Impact @ 73° F		in/lb.	565
Falling Ball Impact @ 73° F	UL-746	in/lb.	900
Deflection Temperature @ 264 psi	ASTM D648	Deg. F	270
Modulus of Elasticity	ASTM D790	ksi	340
Temperature Range		Deg. F	-40 to 265
Flammable / UV Ratings	Test Spec.	Unit	Impact Line
Flame Rating - UL	UL 94	-	5VA
Outdoor UV Exposure	UL	-	F1

P8063	4X IP66	6P IP68	Clear Cover	Opaque Cover	Integrated Mounting Flange	Standard Hinge	Low Profile Hinge	Integrated Locking Latch	Stainless Steel Locking Latch	PCB Mounting System	Face Plate Mtg System*
P8063	✓	✓		✓	✓	✓		✓		✓	✓
P8063C	✓	✓	✓		✓	✓		✓		✓	✓
P8063LL	✓			✓	✓	✓			✓	✓	✓
P8063CLL	✓		✓		✓	✓			✓	✓	✓
P8063LP	✓	✓		✓	✓		✓	✓		✓	✓
P8063LPC	✓	✓	✓		✓		✓	✓		✓	✓
P8063LPLL	✓			✓	✓		✓		✓	✓	✓
P8063LPCLL	✓		✓		✓		✓		✓	✓	✓

* Sold separately



8X6X3 IMPACT LINE



Register online to download this drawing off the Integra website at www.integraenclosures.com | Your company's logo or other information on the lid. Consult factory for details.

Accessories for 8x6x3 Impact (For complete accessories, see page 52-54)



Back Panels

ABP86-IMP - Aluminum panel
SBP86-IMP - Steel panel
PVCBP86-IMP - PVC panel



Aluminum Swing Out System

ASWPK86-IMP Aluminum swing panel and SOPK-IMP mounting kit
ASWP86-IMP - Aluminum swing panel only
SOPK66/86-IMP - 2 Ridgid brackets, 1 pivot bracket & 8 self-tapping screws



Aluminum Face Plate System

FPK86-IMP - Aluminum face plate and SOPK-IMP mounting kit
AFP86-IMP - Aluminum face panel only
SOPK66/86-IMP - 2 Ridgid brackets, 1 pivot bracket & 8 self-tapping screws



Air Vents

VENT 1 - Aluminum louvered
VENT 2 - Outdoor labyrinth



Steel Swing Out System

SSWPK86-IMP Aluminum swing panel and SOPK-IMP mounting kit
SSWP86-IMP - Aluminum swing panel only
SOPK66/86-IMP - 2 Ridgid brackets, 1 pivot bracket & 8 self-tapping screws




Steel Face Plate System

SFPK86-IMP - Aluminum face plate and SOPK-IMP mounting kit
SFP86-IMP - Aluminum face panel only
SOPK66/86-IMP - 2 Ridgid brackets, 1 pivot bracket & 8 self-tapping screws



Din Rail

DIN 6-IMP - 2 rails, 4 screws



Pole Mounting Kit

PMKG-26-IMP - 2" pole
PMKG-36-IMP - 3" pole
PMKG-46-IMP - 4" pole
PMKG-126-IMP - 12" pole



Cord Grips

IP68/NEMA 4X/6P rated
See page 54 for more details.



IMPACT

Features and Benefits

- Available in two configurations, either clear or opaque lids with Integra's standard EZ Hinge and Integra's patented Integra latch
- Standard Color – light gray with a high gloss finish.
- Best material – bases, opaque covers and clear covers are all made of high-impact, UV resistant polycarbonate
- Easy ordering – One part number equals one completely assembled enclosure
- Super easy use – mounting flanges integral, so no extra hardware needed
- Flexible interior Mounting – bosses on rear wall provide multiple mounting options for din rail, back panels, or other components
- Secure – Choose your level of protection: pad lockable or tamper tag capable
- Frequency Friendly – Available with absolutely no metals of any kind on the enclosure which is extremely favorable for sending and receiving signals
- UL-50 / c-UL Listed (file # E207562)

Our Impact Line enclosures are the most versatile, feature packed, aesthetically pleasing, Nema UL rated, non-metallic enclosures available. Features like extremely durable, UV resistant, wide temperature range, easy to machine, lighter than other non-metallic or metal materials, the "Made in USA" Impact Line enclosures provide great value to any application.

Mechanical and Thermal	Test Spec.	Unit	Impact Line
Instrumented Dart Impact @ 73° F		in/lb.	565
Falling Ball Impact @ 73° F	UL-746	in/lb.	900
Deflection Temperature @ 264 psi	ASTM D648	Deg. F	270
Modulus of Elasticity	ASTM D790	ksi	340
Temperature Range		Deg. F	-40 to 265
Flammable / UV Ratings	Test Spec.	Unit	Impact Line
Flame Rating - UL	UL 94	-	5VA
Outdoor UV Exposure	UL	-	F1



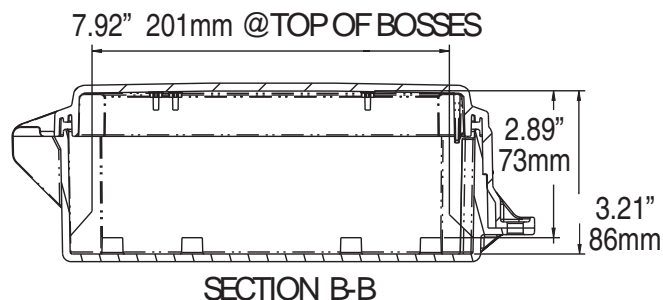
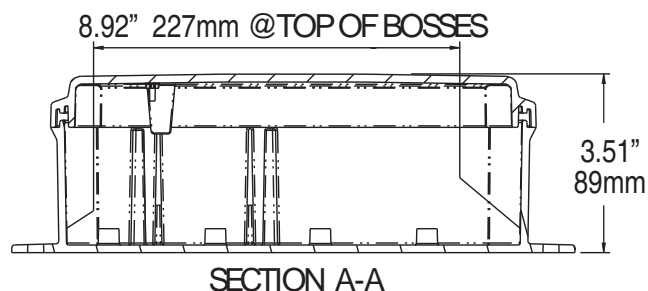
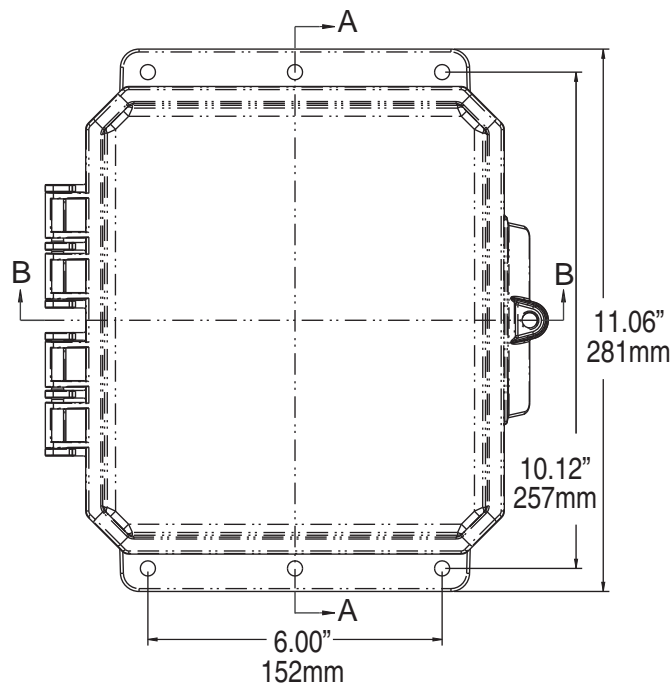
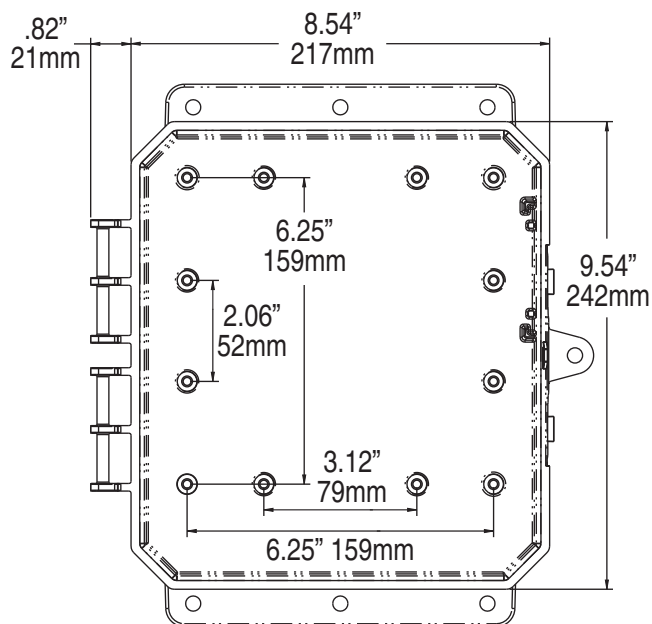
Atex pending, contact factory for details

P9082	4X IP66	6P IP68	Clear Cover	Opaque Cover	Integrated Mounting Flange	Standard Hinge	Low Profile Hinge	Integrated Locking Latch	Stainless Steel Locking Latch	PCB Mounting System	Face Plate Mtg System*
P9082	✓	✓		✓	✓	✓		✓		✓	✓
P9082C	✓	✓	✓		✓	✓		✓		✓	✓

* Sold separately




9X8X2 IMPACT LINE



Register online to download this drawing off the Integra website at www.integraenclosures.com | Your company's logo or other information on the lid. Consult factory for details.

Accessories for 9x8x2 Impact (For complete accessories, see page 52-54)



Back Panels

ABP98-IMP - Aluminum panel
SBP98-IMP - Steel panel
PVCBP98-IMP - PVC panel



Din Rail

DIN 8 - 2 rails, 4 screws



Mounting Screws

SP-10 - 10 Pieces self-tapping screws for bosses



Air Vents

Vent 1 - Aluminum louvered



Pole Mounting Kit

PMKG-28-IMP - 2" pole
PMKG-38-IMP - 3" pole
PMKG-48-IMP - 4" pole
PMKG-128-IMP - 12" pole



Cord Grips

IP68/NEMA 4X/6P rated
See page 54 for more details and part numbers.



IMPACT

Features and Benefits

- Up to eight standard configurations available with Integra's standard EZ hinge or our new Low Profile hinge and either Integra's patented integrated latch or a stainless steel latch.
- Standard Color – light gray with a high gloss finish
- Best material – bases, opaque covers and clear covers are all made of high-impact, UV resistant polycarbonate
- Easy ordering – One part number equals one completely assembled enclosure
- Super easy use – mounting flanges integral, so no extra hardware needed
- Flexible interior Mounting – bosses on rear wall and lid of opaque enclosure provide multiple mounting options for din rail, back panels, or other components
- Advanced face plate mounting system – Brand new completely unique and easy
- Advanced swing panel mounting system – Brand new completely unique and easy
- Secure – Choose your level of protection: pad lockable, tamper screw or tamper tag capable
- Frequency Friendly – Available with absolutely no metals of any kind on the enclosure which is extremely favorable for sending and receiving wireless signals
- UL-50 / c-UL Listed (file # E207562)

Our Impact Line enclosures are the most versatile, feature packed, aesthetically pleasing, Nema UL rated, non-metallic enclosures available. Features like extremely durable, UV resistant, wide temperature range, easy to machine, lighter than other non-metallic or metal materials, the "Made in USA" Impact Line enclosures provide great value to any application.



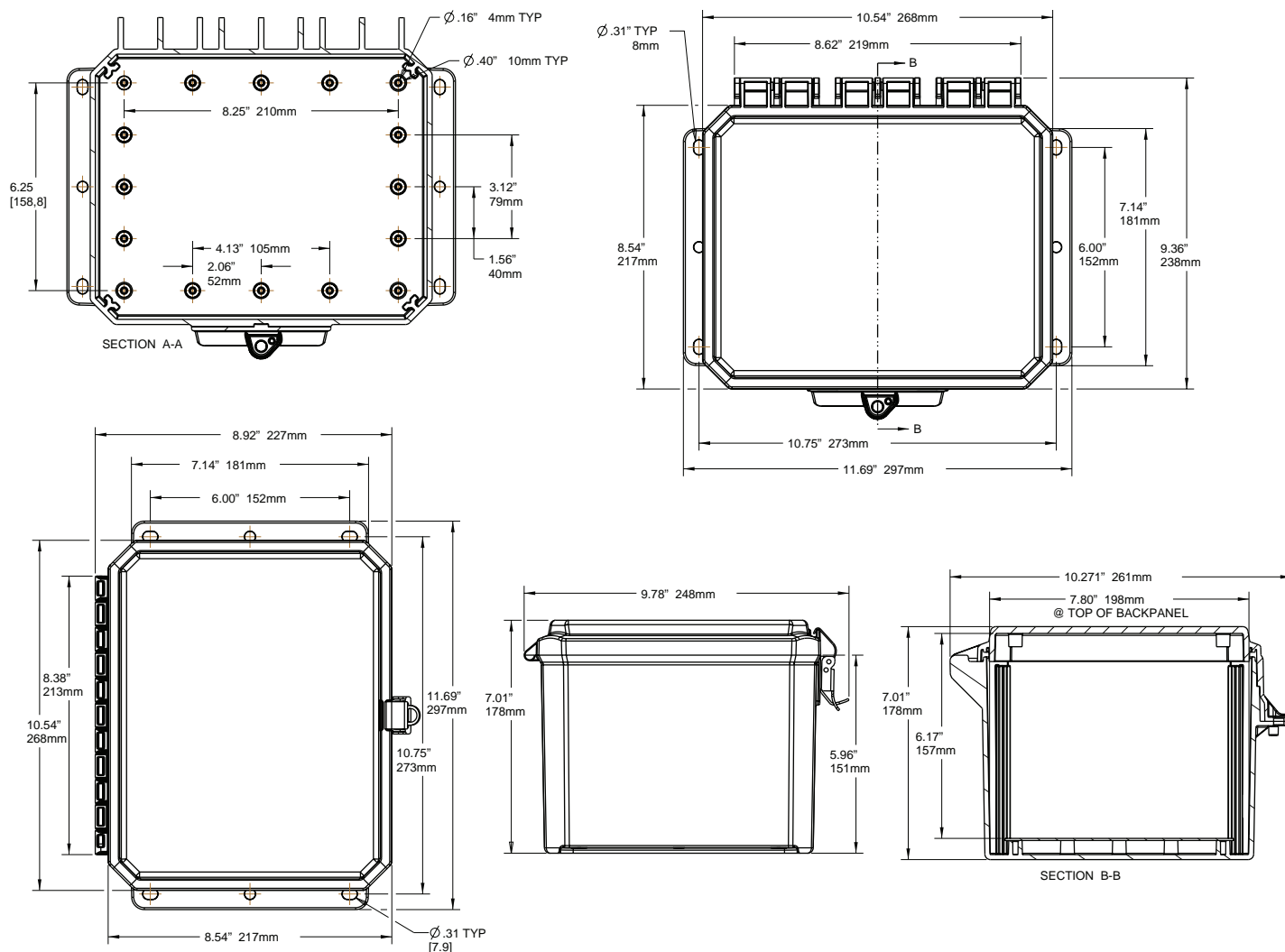
Atex pending contact factory for details

Mechanical and Thermal	Test Spec.	Unit	Impact Line
Instrumented Dart Impact @ 73° F		in/lb.	565
Falling Ball Impact @ 73° F	UL-746	in/lb.	900
Deflection Temperature @ 264 psi	ASTM D648	Deg. F	270
Modulus of Elasticity	ASTM D790	ksi	340
Temperature Range		Deg. F	-40 to 265
Flammable / UV Ratings	Test Spec.	Unit	Impact Line
Flame Rating - UL	UL 94	-	5VA
Outdoor UV Exposure	UL	-	F1

P10086	4X IP66	6P IP68	Clear Cover	Opaque Cover	Integrated Mounting Flange	Standard Hinge	Low Profile Hinge	Integrated Locking Latch	Stainless Steel Locking Latch	PCB Mounting System	T-Rail Mtg System
P10086	✓	✓		✓	✓	✓		✓		✓	✓
P10086C	✓	✓	✓		✓	✓		✓		✓	✓
P10086LL	✓			✓	✓	✓			✓	✓	✓
P10086CLL	✓		✓		✓	✓			✓	✓	✓
P10086LP	✓	✓		✓	✓		✓	✓		✓	✓
P10086LPC	✓	✓	✓		✓		✓	✓		✓	✓
P10086LPLL	✓			✓	✓		✓		✓	✓	✓
P10086LPCLL	✓		✓		✓		✓		✓	✓	✓












10X8X6 IMPACT LINE



Register online to download this drawing off the Integra website at www.integraenclosures.com | Your company's logo or other information on the lid. Consult factory for details.

Accessories for 10x8x6 Impact (For complete accessories, see page 52-54)

 <p>Back Panels ABP108-IMP - Aluminum panel SBP108-IMP - Steel panel PVCBP108-IMP - PVC panel</p>	 <p>Aluminum Swing Out Panels ABP-108USP/USOPK - Complete panel kit ABP-108USP - Aluminum swing out panels only USOPK - Hardware only</p>	 <p>Back Panel Adjustment Kit BPAKG - Gray, Set Screw BPAKB - Black, Set Screw UBPAKG - Gray, Thumb Screw UBPAKB - Black Thumb Screw</p>
 <p>Air Vents VENT 1 - Aluminum louvered VENT 2 - Outdoor labyrinth</p>	 <p>Steel Swing Out Panels SBP-108USP/USOPK - Complete panel kit SBP-108USP - Steel swing out panels only USOPK - Hardware only</p>	 <p>Mounting Screws SP-8 - 10 Pieces self-tapping screws for bosses</p>
 <p>Din Rail DIN 8-IMP - 2 rails, 4 screws</p>	 <p>Pole Mounting Kit PMKG-28-IMP - 2" pole PMKG-38-IMP - 3" pole PMKG-48-IMP - 4" pole PMKG-128-IMP - 12" pole</p>	 <p>Cord Grips IP68/NEMA 4X/6P rated See page 54 for more details.</p>



GENESIS LINE OVERVIEW

■ 900 lb/in Impact Resistance

Polycarbonate is known for its high impact resistance and that is why we chose to use it as the material for our Premium Line Enclosures

■ Wide Operating Temperature Range

Polycarbonate is stable and holds its tensile strength better than other non metallic materials over a temperature range from -40 deg F to 265 deg F.

■ Multi-Max Rail System

The MULTIPLE configurations for MAXimum options rail system provide unlimited mounting potential for your application. These rails mount vertically by attaching to the rear wall of the enclosure and to the Multi-Max frame. They can be used all around the interior of the enclosure to create three dimensional use of all of the space inside the enclosure.

■ Multi-Max Frame

This piece secures just inside the lip of the base with four Multi Max rails and combines with other molded features to provide un-matched rigidity to the Genesis enclosures.

■ Rigid full piano hinge swing panel

The genesis swing panel has an aluminum piano style hing to support the weight of the typical larger enclosure applications. The swing panel attaches to the Multi Max rails and provides rigid smooth operation

■ Panel Pads

Panel pads affix to the vertical Multi-Max rails and provide the ability for an aluminum, steel or PVC mounting panel to be set at varying heights inside the enclosure. These pads provide the ability to have multiple mounting panels at different heights. Whether it's a competitive situation or a space restriction more mounting surfaces can save space and money.

■ Multiple Latching Options

- Three point latch
- Quarter turn latch
- Non-metallic latch

■ Modifications

Full modifications services are available at Integra, including machining holes for displays, cable connectors, multi pin connectors, antennae, etc. Call us to discuss your unique requirements.


■ Customization

Custom colors, custom back panels, silk screening, sub assembly of your product, or any other tailoring of our product to your need is our job. (Minimums may apply)

■ Packaging

Standard packaging is one unit per carton, packed to ensure safe delivery to your location. If you have any special requirements for shipping, call us and we can work to meet your requirements.

MULTI-MAX FRAME*



This piece secures just inside the lip of the base with four Multi-Max rails and provide revolutionary rigidity to the enclosure and endless options for mounting. This piece comes pre-installed and is a standard part with every enclosure.

MULTIPLE LATCHING OPTIONS



- Non-metallic latch
- Three point latch
- Quarter turn latch

FLUSH FLANGE MOUNTING



The recessed area on the top and bottom of the enclosure provide a smooth and integrated look to the mounting flanges. These flanges are screwed on to the back side of the enclosure and are strong and durable for secure mounting of the enclosure. Screws for attaching flanges to the enclosure are included.

SWING OUT PANEL KITS



The Genesis swing panel has an aluminum piano style hinge to support the weight of typical 24x24 enclosure applications. The swing panel attaches to the Multi-Max Rails and provides rigid, smooth operation.

LOW PROFILE SS HINGE PIN



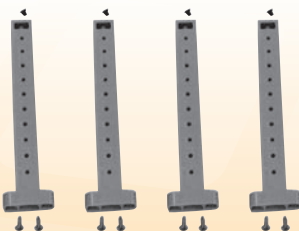
Strong, piano hinge style hinge pin provides rigid and repeatable door operation even with components mounted in the door.

PAD LOCKABLE




Choose your level of security when you select our Genesis series enclosures. Latches only, self tapping screw, pad lock or tag-out are all standard capabilities for this enclosure

MULTI-MAX RAIL SYSTEM®*




The MULTIPLE configurations for MAXIMUM options rail system provide unlimited mounting potential for your application. These rails mount vertically by attaching to the rear wall of the enclosure and to the Multi-Max frame. They can be used all around the interior of the enclosure to create three dimensional use of all of the space inside the enclosure.

PANEL PADS*



Panel pads affix to the vertical Multi-Max rails and provide the ability for an aluminum, steel or PVC mounting panel to be set at varying heights inside the enclosure. These pads provide the ability to have multiple mounting panels at different heights. Whether it's a competitive situation or a space restriction more mounting surfaces can save space and money.

MOUNTING FLANGE KITS



The recessed area on the top and bottom of the enclosure provide a smooth and integrated look to the mounting flanges. These flanges are screwed on to the back side of the enclosure and are strong and durable for secure mounting of the enclosure. Screws for attaching flanges to the enclosure are included.

* Pending Patents for Multi-Max Rail System and Panel Pads



Atex pending, contact factory for details

GENESIS POLYCARBONATE ENCLOSURE

Features and Benefits

- Integra's larger size, polycarbonate enclosure offering
- Light gray in color with high gloss finish
- Featuring Integra's unique "Multi-Max Rail Mounting System" (an extremely flexible interior mounting system)
- Sturdy, full length piano hinged door
- Extra rigid construction utilizing unique internal Multi-Max frame
- Brass inserts on rear wall of enclosure and on lid for more mounting options
- Brass inserts for securing mounting flanges to rear of enclosure
- Available in four non-metallic latch or three point latch configurations
- UL/C-UL-50 listed (File # E207562)

The Integra Genesis series represents the beginning of best medium sized non metallic enclosures available. The unmatched flexibility of the interior of this enclosure combined with off the shelf accessories make the first of the Genesis series enclosures ideal for almost any application.

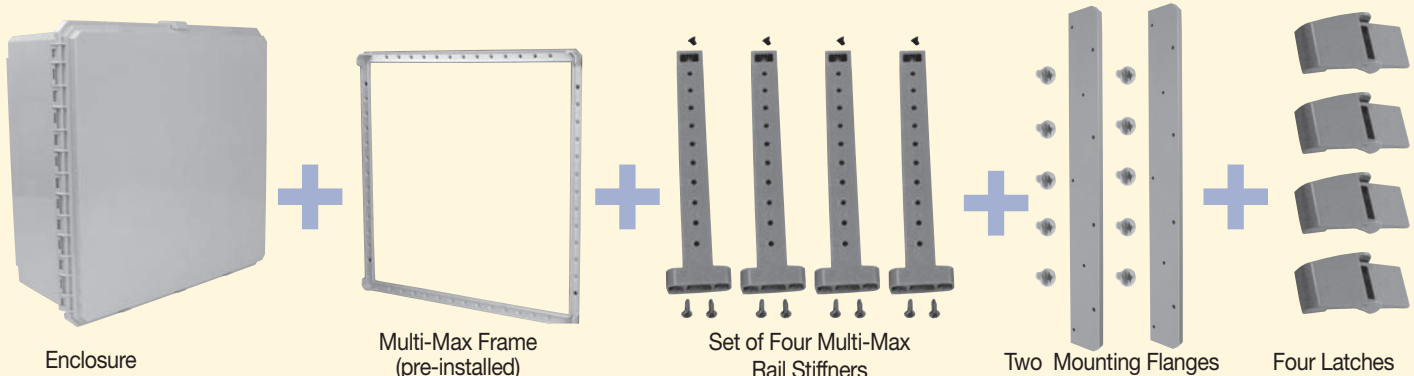
Mechanical and Thermal Test Spec.	Unit	Genesis Line
Instrumented Dart Impact @ 73° F	in/lb.	565
Falling Ball Impact @ 73° F	UL-746 in/lb.	900
Deflection Temperature @ 264 psi	ASTM D648 Deg. F	270
Modulus of Elasticity	m ASTM D790 ksi	340
Temperature Range	Deg. F	-40 to 265
Flammable / UV Ratings Test Spec.	Unit	Genesis Line
Flame Rating - UL	UL 94	5VA
Outdoor UV Exposure	UL	F1

24x24 P/N	Nema 4X (IP66)	Hinged Cover	Opaque Cover	Clear Cover	Mounting Flange	Polycarbonate Locking Latch	Multi-Max Rail System	3-Point	1/4 Turn
G242410	✓	✓	✓		✓	✓	✓		
G242410C	✓	✓		✓	✓	✓	✓		
G242410TPL	✓	✓	✓			✓	✓	✓	
G242410CTPL	✓	✓		✓	✓		✓	✓	
G242410QTL	✓	✓	✓		✓		✓		✓
G242410CQTL	✓	✓		✓	✓		✓		✓
G242410-P560*	✓	✓	✓		✓	✓			
G242410C-P560*	✓	✓		✓	✓	✓			

G242410P560 - excludes Multi-Max Frame and Multi-Max Rail System®

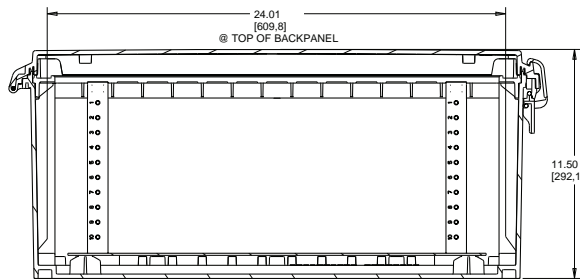
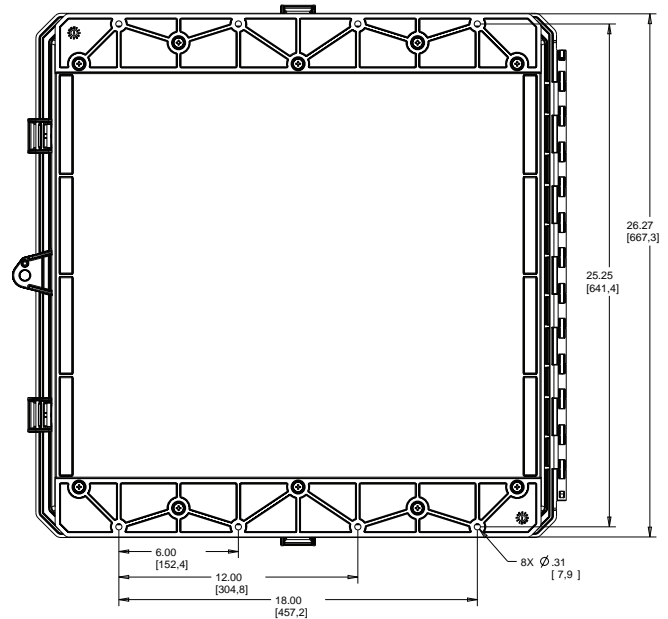
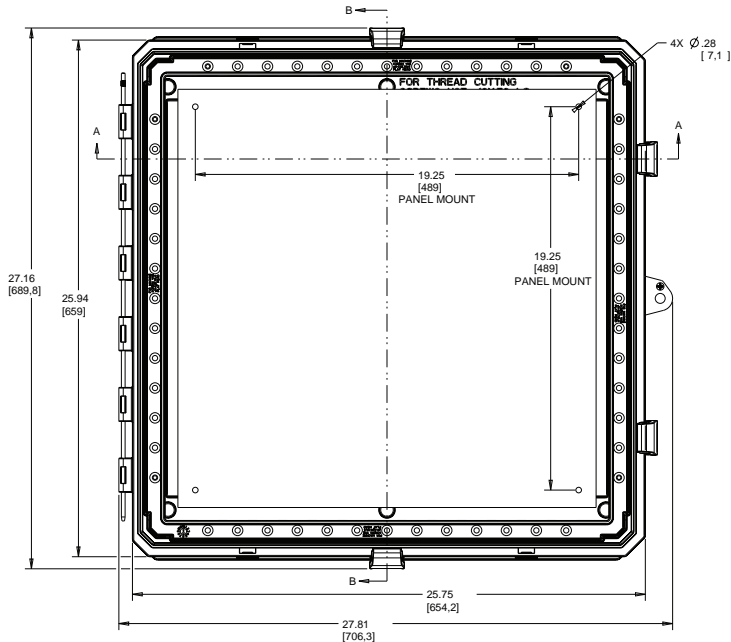
G242410 includes the following

Enclosure, Multi-Max Frame, Set of Four Multi-Max Rails (with Screws), Two Mounting Flanges (with Screws), and Four Latches

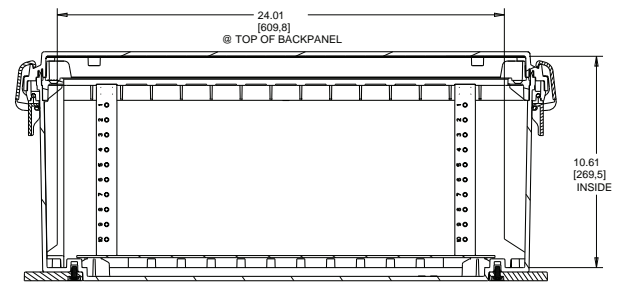




24X24X10 GENESIS LINE



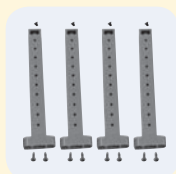
SECTION A-A



SECTION B-B

Register online to download this drawing off the Integra website at www.integraenclosures.com | Your company's logo or other information on the lid. Consult factory for details.


Accessories for 24x24x10 Genesis (For complete accessories, see page 52 & 55)




Multi-Max Rails
GMMR10 KIT - Four multi-max rails with screws included



Panel Pads
GPP KIT - Includes four panel pads and screws



Pole Mounting Kits
PMKG-224 - 2" pole
PMKG-324 - 3" pole
PMKG-424 - 4" pole
PMKG-1224 - 12" pole




Polycarbonate Latches
GPCL KIT - Polycarbonate latches (4 per pack)




Self-Tapping Screws
GSP-10 - Self-tapping screws for bosses (10 per pack)



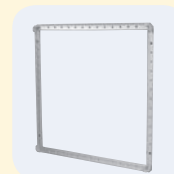
Swing Out Panel System
ABP2424 GSOPK - Aluminum swing panel includes ABP24 and GSOPK24
SBP2424 GSOPK - Steel swing panel includes SBP24 and GSOPK24
GSOPK24 - 24" hinge, panel pads and screws (panel not included)



Back and Swing Panels
ABP2424 - Aluminum panel
SBP2424 - Steel panel
PVCBP2424 - PVC panel



Fan Shroud Kits
FSK-1 - One shroud with gasket and screws
FSK-2 - Two shrouds with gasket and screws



Multi-Max Frame
GSR2424 - Multi-Max frame support ring

GENESIS SERIES OPTIONS



Quarter Turn Latch



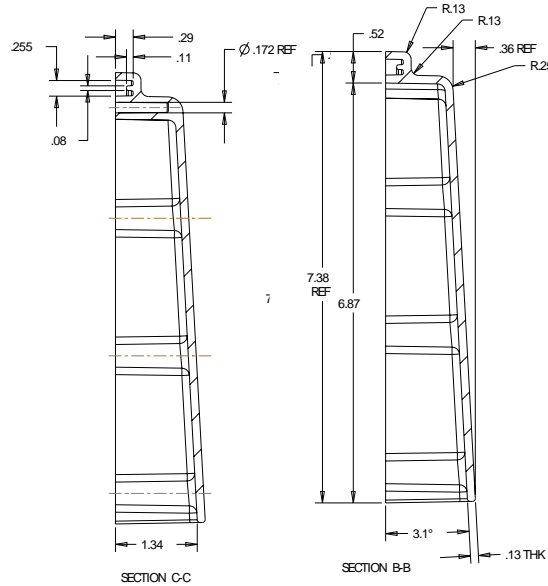
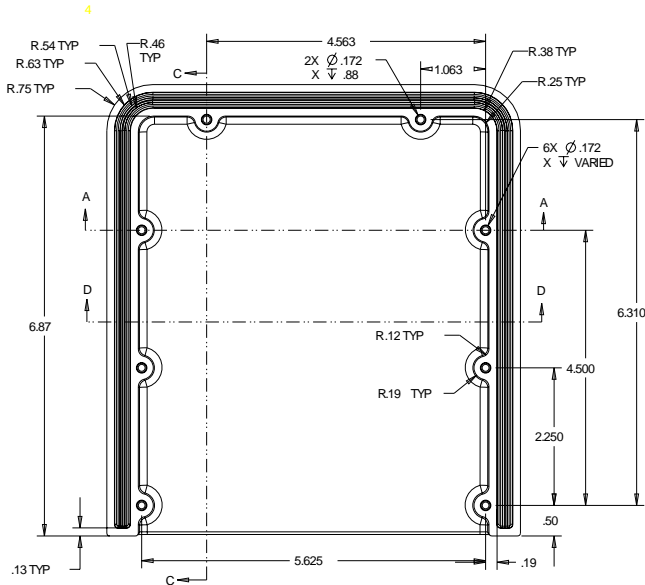
Three Point Latch



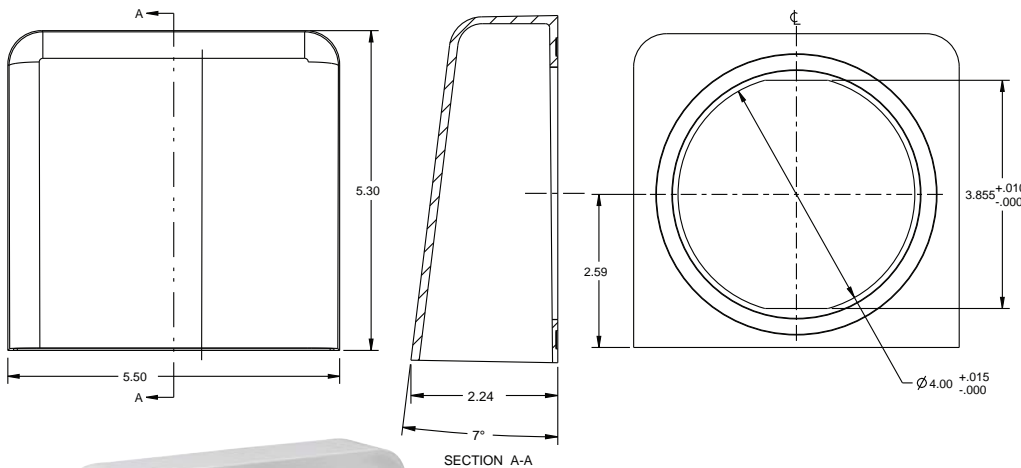
Swing Out Panel

KEEPING THE ELEMENTS OUT

FAN SHROUD



FAN SHROUD VENT FILTER



APPLICATION

Our Fan Shroud and Fan Shroud Vent Filter Kits are designed to keep the elements out of your enclosure while allowing the free air movement from your filtered fan packages.

INSTALLATION

Shrouds are sized to fit neatly over your openings and fans.

SPECIFICS

- Polycarbonate
- Maintains NEMA Type 3R *Pending
- Include Gaskets On All Three Edges
- Kits Include All Mounting Hardware & Template

PART NUMBERS

FS KIT-1 (contains 1 shroud and gasket and 8 screws)

FS KIT-2 (contains 2 shrouds and gaskets and 16 screws)

FSFK-1 (contains 1 shroud with filter and gasket)

FSFK-2 (contains 2 shrouds with filter and gasket)






ENGINEERING PROPERTIES

Mechanical and Thermal	Test Spec.	Unit	Integra Polycarbonate	PPO	ABS
Instrumented Dart Impact @ 73° F		in/lb.	565	97.20	n/a
Falling Ball/Impact @ 73° F	UL-746	in/lb.	900	300	250
Deflection Temperature @ 264 psi	ASTM D648	Deg. F	270	180	192
Modulus of Elasticity	ASTM D790	ksi	340	300	330
Temperature Range		Deg. F	-40 to 265	-40 to 185	0 to 125
Flammable / UV Ratings	Test Spec.	Unit	Impact Line		
Flame Rating – UL	UL 94		5VA		
Outdoor UV Exposure	UL		F1		
Electrical	Test Spec.	Unit	Impact Line		
Volume Resistivity	ASTM D257	ohm-cm	1.00E+17		
Dielectric Strength	ASTM D149	V/ML	380 in Oil		
Dielectric Constant	ASTM D150		3.170@60Hz		

TAKE A CLOSER LOOK AT THE VERSATILITY OF INTEGRA.



Integra window kits can create the ideal solution for a wide range of applications. Available on our Premium Line enclosures, they provide a customized viewing area without the need to make holes or cutouts.

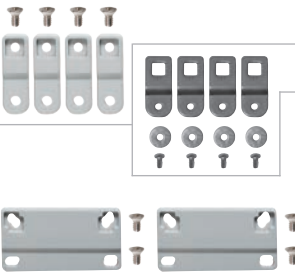



By applying a vinyl overlay or silkscreen to the exterior or interior, of a clear cover, a “window” can be created without the need for a hole or cutout, which can reduce the enclosure’s protection level.

Silkscreen your company’s logo on the lid. Consult factory for details.

Integrated hinges mean no additional hardware or metal parts, and the door can be easily removed for unimpeded component access.





PREMIUM LINE ACCESSORIES

	Part Number	Description	Size	Ct. Qty.
	MFKG	Mounting Feet Kit-Premium Line	n/a	1 EA
	MFKSS	Mounting Feet Kit-Stainless Steel	n/a	1 EA
	MFLK6	Mounting Flange Kit 6"	n/a	1 EA
	MFLK8	Mounting Flange Kit 8"	n/a	1 EA
	MFLK10	Mounting Flange Kit 10"	n/a	1 EA
	MFLK12	Mounting Flange Kit 12"	n/a	1 EA
	MFLK14	Mounting Flange Kit 14"	n/a	1 EA
	MFLK16	Mounting Flange Kit 16"	n/a	1 EA
Aluminum Back Panels (Four Mounting Screws Included)				
	ABP66	Aluminum Panel for 6"x6" Enclosure	4.88"x4.88"	1 EA
	ABP86	Aluminum Panel for 8"x6" Enclosure	6.75"x4.88"	1 EA
	ABP88	Aluminum Panel for 8"x8" Enclosure	6.75"x6.75"	1 EA
	ABP108	Aluminum Panel for 10"x8"X4" or 6" Enclosure	8.75"x6.88"	1 EA
	ABP1082	Aluminum Panel for 10"x8"X2" Enclosure	8.75"x6.88"	1 EA
	ABP1210	Aluminum Panel for 12"x10" Enclosure	10.75"x8.88"	1 EA
	ABP1412	Aluminum Panel for 14"x12" Enclosure	12.75"x10.88"	1 EA
	ABP1614	Aluminum Panel for 16"x14" Enclosure	14.75"x12.88"	1 EA
	ABP1816	Aluminum Panel for 18"x16" Enclosure	16.75"x14.88"	1 EA
Steel Back Panels (Four Mounting Screws Included)				
	SBP66	Steel Panel for 6"x6" Enclosure	4.88"x4.88"	1 EA
	SBP86	Steel Panel for 8"x6" Enclosure	6.75"x4.88"	1 EA
	SBP88	Steel Panel for 8"x8" Enclosure	6.75"x6.75"	1 EA
	SBP108	Steel Panel for 10"x8" Enclosure	8.75"x6.88"	1 EA
	SBP1210	Steel Panel for 12"x10" Enclosure	10.75"x8.88"	1 EA
	SBP1412	Steel Panel for 14"x12" Enclosure	12.75"x10.88"	1 EA
	SBP1614	Steel Panel for 16"x14" Enclosure	14.75"x12.88"	1 EA
	SBP1816	Steel Panel for 18"x16" Enclosure	16.75"x14.88"	1 EA
PVC Back Panels (Four Mounting Screws Included)				
	PVCBP66	PVC Panel for 6"x6" Enclosure	4.88"x4.88"	1 EA
	PVCBP86	PVC Panel for 8"x6" Enclosure	6.75"x4.88"	1 EA
	PVCBP88	PVC Panel for 8"x8" Enclosure	6.75"x6.75"	1 EA
	PVCBP108	PVC Panel for 10"x8"X4" or 6" Enclosure	8.75"x6.88"	1 EA
	PVCBP1082	PVC Panel for 10"x8"X2" Enclosure	8.75"x6.88"	1 EA
	PVCBP1210	PVC Panel for 12"x10" Enclosure	10.75"x8.88"	1 EA
	PVCBP1412	PVC Panel for 14"x12" Enclosure	12.75"x10.88"	1 EA
	PVCBP1614	PVC Panel for 16"x14" Enclosure	14.75"x12.88"	1 EA
	PVCBP1816	PVC Panel for 18"x16" Enclosure	16.75"x14.88"	1 EA












PREMIUM LINE ACCESSORIES (CONT.)




	Part Number	Description	Size	Ct. Qty.
Clear Replacement Covers - Includes Gasket, Cover Screws, and Hole Plugs				
	X66CSC-RPL	Clear Replacement Screw Cover w/Gasket	6"x6"	1 EA
	X66CHC-RPL	Clear Replacement Hinge Cover w/Gasket	6"x6"	1 EA
	X86CSC-RPL	Clear Replacement Screw Cover w/Gasket	8"x6"	1 EA
	X86CHC-RPL	Clear Replacement Hinge Cover w/Gasket	8"x6"	1 EA
	X88CSC-RPL	Clear Replacement Screw Cover w/Gasket	8"x8"	1 EA
	X88CHC-RPL	Clear Replacement Hinge Cover w/Gasket	8"x8"	1 EA
	X1008CSC-RPL	Clear Replacement Screw Cover w/Gasket	10"x8"	1 EA
	X1008CHC-RPL	Clear Replacement Hinge Cover w/Gasket	10"x8"	1 EA
	X1210CSC-RPL	Clear Replacement Screw Cover w/Gasket	12"x10"	1 EA
	X1210CHC-RPL	Clear Replacement Hinge Cover w/Gasket	12"x10"	1 EA
	X1412CSC-RPL	Clear Replacement Screw Cover w/Gasket	14"x12"	1 EA
	X1412CHC-RPL	Clear Replacement Hinge Cover w/Gasket	14"x12"	1 EA
	X1614CSC-RPL	Clear Replacement Screw Cover w/Gasket	16"x14"	1 EA
	X1614CHC-RPL	Clear Replacement Hinge Cover w/Gasket	16"x14"	1 EA
	X1816CSC-RPL	Clear Replacement Screw Cover w/Gasket	18"x16"	1 EA
	X1816CHC-RPL	Clear Replacement Hinge Cover w/Gasket	18"x16"	1 EA
Premium Line Replacement Covers - Includes Gasket, Screws, and Hole Plugs				
	H66CSO-RPL	Replacement Screw Cover w/Gasket	6"x6"	1 EA
	H66CHO-RPL	Replacement Hinge Cover w/Gasket	6"x6"	1 EA
	H86CSO-RPL	Replacement Screw Cover w/Gasket	8"x6"	1 EA
	H86CHO-RPL	Replacement Hinge Cover w/Gasket	8"x6"	1 EA
	H88CSO-RPL	Replacement Screw Cover w/Gasket	8"x8"	1 EA
	H88CHO-RPL	Replacement Hinge Cover w/Gasket	8"x8"	1 EA
	H1008CSO-RPL	Replacement Screw Cover w/Gasket	10"x8"	1 EA
	H1008CHO-RPL	Replacement Hinge Cover w/Gasket	10"x8"	1 EA
	H1210CSO-RPL	Replacement Screw Cover w/Gasket	12"x10"	1 EA
	H1210CHO-RPL	Replacement Hinge Cover w/Gasket	12"x10"	1 EA
	H1412CSO-RPL	Replacement Screw Cover w/Gasket	14"x12"	1 EA
	H1412CHO-RPL	Replacement Hinge Cover w/Gasket	14"x12"	1 EA
	H1614CSO-RPL	Replacement Screw Cover w/Gasket	16"x14"	1 EA
	H1614CHO-RPL	Replacement Hinge Cover w/Gasket	16"x14"	1 EA
	H1816CSO-RPL	Replacement Screw Cover w/Gasket	18"x16"	1 EA
	H1816CHO-RPL	Replacement Hinge Cover w/Gasket	18"x16"	1 EA



PREMIUM LINE ACCESSORIES (CONT.)



Part Number		Description	Ct. Qty.
Swing Panel Kit Hardware Only			
	Kit includes the two hinge swing arms, four panel mount brackets and hardware needed to assemble the system into any Premium Integra Enclosure.		
	USOPK-B	Universal Swing Panel Kit - Black	1 EA
	USOPK-G	Universal Swing Panel Kit - Gray	1 EA
Aluminum Subpanels Pre-Drilled For SOPK			
	ABP-66USP	Panel for 6x6 Swing Kit	1 EA
	ABP-86USP	Panel for 8x6 Swing Kit	1 EA
	ABP-88USP	Panel for 8x8 Swing Kit	1 EA
	ABP-108USP	Panel for 10x8 Swing Kit	1 EA
	ABP-1210USP	Panel for 12x10 Swing Kit	1 EA
	ABP-1412USP	Panel for 14x12 Swing Kit	1 EA
	ABP-1614USP	Panel for 16x14 Swing Kit	1 EA
	ABP-1816SP	Panel for 18x16 Swing Kit	1 EA
Complete Kits Including One Panel and All Hardware Needed to Install Swing Door			
	ABP-66USP/USOPK	Swing Panel Kit for 6x6	1 EA
	ABP-86USP/USOPK	Swing Panel Kit for 8x6	1 EA
	ABP-88USP/USOPK	Swing Panel Kit for 8x8	1 EA
	ABP-108USP/USOPK	Swing Panel Kit for 10x8	1 EA
	ABP-1210USP/USOPK	Swing Panel Kit for 12x10	1 EA
	ABP-1412USP/USOPK	Swing Panel Kit for 14x12	1 EA
	ABP-1614USP/USOPK	Swing Panel Kit for 16x14	1 EA
	ABP-1816USP/USOPK	Swing Panel Kit for 18x16	1 EA
Miscellaneous Accessories			
	BPAKB	Back Panel Adjustment Kit - Black Set Screw	1 EA
	BPAKG	Back Panel Adjustment Kit - Gray Set Screw	1 EA
	UBPAKB	Universal Back Panel Adjustment Kit - Black Thumb Screw	1 EA
	UBPAKG	Universal Back Panel Adjustment Kit - Gray Thumb Screw	1 EA
	DIN6	DIN Rail Kit 6" (2 rails, 4 screws)	1 EA
	DIN8	DIN Rail Kit 8" (2 rails, 4 screws)	1 EA
	DIN10	DIN Rail Kit 10" (2 rails, 4 screws)	1 EA
	DIN12	DIN Rail Kit 12" (2 rails, 4 screws)	1 EA
	DIN14	DIN Rail Kit 14" (2 rails, 4 screws)	1 EA
	DIN16	DIN Rail Kit 16" (2 rails, 4 screws)	1 EA
	SP-10I	Screw Pack (for mounting to bosses, 10)	1 EA
	SSLL-KIT	Stainless Steel Locking Latch Kit	1 EA
	Cat 60 Lock	Cat 60 Lock	1 EA
	Cat 90 Lock	Cat 90 Lock	1 EA
	Vent 1	3" Aluminum Louvered	1 EA
	Vent 2	Outdoor Labyrinth	1 EA

POLE MOUNTING KITS

	Part Number	Description	Ctn. Qty.
Pole Mounting Kits			
	PMKG-26	For 6" Wide Enclosure - 2" Pole	1 EA
	PMKG-28	For 8" Wide Enclosure - 2" Pole	1 EA
	PMKG-210	For 10" Wide Enclosure - 2" Pole	1 EA
	PMKG-212	For 12" Wide Enclosure - 2" Pole	1 EA
	PMKG-214	For 14" Wide Enclosure - 2" Pole	1 EA
	PMKG-216	For 16" Wide Enclosure - 2" Pole	1 EA
	PMKG-224	For 24" Wide Enclosure - 2" Pole	1 EA
	PMKG-36	For 6" Wide Enclosure - 3" Pole	1 EA
	PMKG-38	For 8" Wide Enclosure - 3" Pole	1 EA
	PMKG-310	For 10" Wide Enclosure - 3" Pole	1 EA
	PMKG-312	For 12" Wide Enclosure - 3" Pole	1 EA
	PMKG-314	For 14" Wide Enclosure - 3" Pole	1 EA
	PMKG-316	For 16" Wide Enclosure - 3" Pole	1 EA
	PMKG-324	For 24" Wide Enclosure - 3" Pole	1 EA
	PMKG-46	For 6" Wide Enclosure - 4" Pole	1 EA
	PMKG-48	For 8" Wide Enclosure - 4" Pole	1 EA
	PMKG-410	For 10" Wide Enclosure - 4" Pole	1 EA
	PMKG-412	For 12" Wide Enclosure - 4" Pole	1 EA
	PMKG-414	For 14" Wide Enclosure - 4" Pole	1 EA
	PMKG-416	For 16" Wide Enclosure - 4" Pole	1 EA
	PMKG-424	For 24" Wide Enclosure - 4" Pole	1 EA
	PMKG-128	For 8" Wide Enclosure - 12" pole	1 EA
	PMKG-1210	For 10" Wide Enclosure - 12" pole	1 EA
	PMKG-1212	For 12" Wide Enclosure - 12" pole	1 EA
	PMKG-1214	For 14" Wide Enclosure - 12" pole	1 EA
	PMKG-1216	For 16" Wide Enclosure - 12" pole	1 EA








Features and Benefits

These kits contain all galvanized steel components and zinc-plated steel fasteners, designed to securely fasten your Integra enclosure to a metal pole.





IMPACT SERIES ACCESSORIES

	Part Number	Description	Size	Ct. Qty.
	DIN6-IMP	DIN Rail Kit 6" (2 rails, 4 tapping screws)		1 EA
	DIN8-IMP	DIN Rail Kit 8" (2 rails, 4 tapping screws)		1 EA
	SP-21-SP-IMP	P9082 (C) Switch Plate		1 EA
	SP-8	Screw Pack (10 pcs) (For Impact line except P9082(C) bosses)		1 EA
	SP-10I	Screw Pack (10 pcs) (For Impact P9082(C) bosses)		1 EA
 	SOPK66/86-IMP	2 Ridget Brackets, 1 Pivot Bracket & 8 Self-Tapping Screws		1 EA
	ASWPK66-IMP	Complete Aluminum Swing Panel Kit, includes SOPK-IMP	6"x6"	1 EA
	ASWPK86-IMP	Complete Aluminum Swing Panel Kit, includes SOPK-IMP	8"x6"	1 EA
	ABP-108USP/USOPK	Universal Swing Panel Kit for 10x8	8.75"x6.88	1 EA
	ASWP66-IMP	Aluminum Swing Panel for Impact 6"x6" Enclosure	4.88"x4.88"	1 EA
	ASWP86-IMP	Aluminum Swing Panel for Impact 8"x6" Enclosure	6.75"x4.88"	1 EA
	AFPK66-IMP	Complete Face Plate Kit, includes Aluminum Plate and SOPK-IMP	6"x6"	1 EA
	AFPK86-IMP	Complete Face Plate Kit, includes Aluminum Plate and SOPK-IMP	8"x6"	1 EA
	AFP66-IMP	Aluminum face plate for 6"x6" Enclosure	6"x6"	1 EA
	AFP86-IMP	Aluminum face plate for 8"x6" Enclosure	8"x6"	1 EA
	ABP66-IMP	Aluminum Back Panel for Impact 6"x6" Enclosure	4.88"x4.88"	1 EA
	ABP86-IMP	Aluminum Back Panel for Impact 8"x6" Enclosure	6.75"x4.88"	1 EA
	ABP98-IMP	Aluminum Back Panel for Impact 9"x8" Enclosure	6.75"x6.75"	1 EA
	ABP108-IMP	Aluminum Back Panel for Impact 10"x8" Enclosure	8.75"x6.88"	1 EA
	SBP66-IMP	Steel Back Panel for Impact 6"x6" Enclosure	4.88"x4.88"	1 EA
	SBP86-IMP	Steel Back Panel for Impact 8"x6" Enclosure	6.75"x4.88"	1 EA
	SBP98-IMP	Steel Back Panel for Impact 9"x8" Enclosure	6.75"x6.75"	1 EA
	SBP108-IMP	Steel Back Panel for Impact 10"x8" Enclosure	8.75"x6.88"	1 EA
	PVCBP66-IMP	PVC Panel for Impact 6"x6" Enclosure	4.88"x4.88"	1 EA
	PVCBP86-IMP	PVC Panel for Impact 8"x6" Enclosure	6.75"x4.88"	1 EA
	PVCBP98-IMP	PVC Panel for Impact 9"x8" Enclosure	6.75"x6.75"	1 EA
Pole Mounting Kits				
	PMKG-26-IMP	For 6" Enclosure -2" pole	Features and Benefits These kits contain all galvanized steel components and zinc-plated steel fasteners, designed to securely fasten your Integra enclosure to a metal pole	1 EA
	PMKG-28-IMP	For 8" Enclosure -2" pole		1 EA
	PMKG-36-IMP	For 6" Enclosure -3" pole		1 EA
	PMKG-38-IMP	For 8" Enclosure -3" pole		1 EA
	PMKG-46-IMP	For 6" Enclosure - 4" pole		1 EA
	PMKG-48-IMP	For 8" Enclosure - 4" pole		1 EA
	PMKG-128-IMP	For 8" Enclosure - 10 to 12" pole		1 EA
	CAMKG-610-IMP	6" Cross Arm Pole Mount Kit for P9082		1 EA



IMPACT SERIES ACCESSORIES (CONT.)

Part Number		Description	Ct. Qty.	
Replacement Covers include Cover with gasket (Stainless locking latch not included)				
	P66CHO-RPL	Standard hinge, integrated latch, opaque	6"x6"	1 EA
	P66CHC-RPL	Standard hinge, integrated latch, clear	6"x6"	1 EA
	P66CHOLL-RPL	Standard hinge, hasp latch, opaque	6"x6"	1 EA
	P66CHCILL-RPL	Standard hinge, hasp latch, clear	6"x6"	1 EA
	P66CLPO-RPL	Low profile hinge, integrated latch, opaque	6"x6"	1 EA
	P66CLPC-RPL	Low profile hinge, integrated latch, clear	6"x6"	1 EA
	P66CLPOLL-RPL	Low profile hinge, hasp latch, opaque	6"x6"	1 EA
	P66CLPCILL-RPL	Low profile hinge, hasp latch, clear	6"x6"	1 EA
	P86CHO-RPL	Standard hinge, integrated latch, opaque	8"x6"	1 EA
	P86CHC-RPL	Standard hinge, integrated latch, clear	8"x6"	1 EA
	P86CHOLL-RPL	Standard hinge, hasp latch, opaque	8"x6"	1 EA
	P86CHCILL-RPL	Standard hinge, hasp latch, clear	8"x6"	1 EA
	P86CLPO-RPL	Low profile hinge, integrated latch, opaque	8"x6"	1 EA
	P86CLPC-RPL	Low profile hinge, integrated latch, clear	8"x6"	1 EA
	P86CLPOLL-RPL	Low profile hinge, hasp latch, opaque	8"x6"	1 EA
	P86CLPCILL-RPL	Low profile hinge, hasp latch, clear	8"x6"	1 EA
	P98CHO-RPL	Standard hinge, integrated latch, opaque	9"x8"	1 EA
	P98CHC-RPL	Standard hinge, integrated latch, clear	9"x8"	1 EA
	P108CHO-RPL	Standard hinge, integrated latch, opaque	10"x8"	1 EA
	P108CHC-RPL	Standard hinge, integrated latch, clear	10"x8"	1 EA
	P108CHOLL-RPL	Standard hinge, hasp latch, opaque	10"x8"	1 EA
	P108CHCILL-RPL	Low profile hinge, integrated latch, clear	10"x8"	1 EA
	P108CLPO-RPL	Low profile hinge, integrated latch, opaque	10"x8"	1 EA
	P108CLPC-RPL	Low profile hinge, hasp latch, clear	10"x8"	1 EA
	P108CLPOLL-RPL	Low profile hinge, hasp latch, opaque	10"x8"	1 EA
	P108CLPCILL-RPL	Low profile hinge, hasp latch, clear	10"x8"	1 EA
Cord Grips			Hole Die.	Ct. Qty.
	CG-LTF7	PC Hub Cord Grip with Lock Nut (.138-.236)	0.492	1 EA
	CG-LTF9	PC Hub Cord Grip with Lock Nut (.157-.315)	0.614	1 EA
	CG-LTF11	PC Hub Cord Grip with Lock Nut (.197-.394)	0.724	1 EA
	CG-LTF13.5	PC Hub Cord Grip with Lock Nut (.236-.472)	0.803	1 EA
	CG-LTF16	PC Hub Cord Grip with Lock Nut (.394-.551)	0.882	1 EA
	CG-LTF21	PC Hub Cord Grip with Lock Nut (.512-.709)	1.106	1 EA
	CG-LTF29	PC Hub Cord Grip with Lock Nut (.709-.984)	1.469	1 EA
	CG-NPT3/8	NPT Cord Grip with Lock Nut (.197-.394)	0.657	1 EA
	CG-NPT1/2	NPT Cord Grip with Lock Nut (.394-.551)	0.835	1 EA
	CG-NPT3/4	NPT Cord Grip with Lock Nut (.512-.709)	1.035	1 EA
	CG-NPT1	NPT Cord Grip with Lock Nut (.709-.984)	1.268	1 EA

Features and Benefits







- IP68/NEMA 4X/6P Rated

- Temp Range -30 C to 100 C
- UL 94 V0 Flame Rated

- Neoprene Sealing Grommet
- Polyamide Construction



GENESIS SERIES ACCESSORIES

	Part Number	Description	Size	Ct. Qty.
Back Panels				
	ABP2424	Aluminum back panel/swing panel only for Genesis 24"x24"x10"	21"x21"	1 EA
	SBP2424	Steel back panel/swing panel only for Genesis 24"x24"x10"	21"x21"	1 EA
	PVCBP2424	PVC back panel/swing panel only for Genesis 24"x24"x10"	21"x21"	1 EA
Side Panels				
	ASP-2424	Aluminum side panel only for Genesis 24"x24"x10"	21.75"x7.88"	1 EA
	SSP-2424	Steel side panel only for Genesis 24"x24"x10"	21.75"x7.88"	1 EA
Swing Panel Accessories				
	ABP2424 GSOPK	Aluminum 24" back/swing panel and 24" hinge for swing panel	21"x21"	1 EA
	SBP2424 GSOPK	Steel 24" back/swing panel and 24" hinge for swing panel	21"x21"	1 EA
	GSOPK24	24" aluminum hinge for Swing Panel		1 EA
Parts & Accessories				
   	GMFLK24 Set	24"x24"x10" Mounting Flange Set (set of 2 plus hardware)		1 EA
	GMFLK Screws	Mounting Flange Screws - Set of 10 screws		1 EA
	GPP Kit	Panel Pad kit - (four panel brackets that mount on Mulit-max rail)		1 EA
	GSR2424	24"x24"x10" Multi-Max Frame Stiffener Ring		1 EA
	GMMR10 Kit	Multi-Max Rails with screws - 10" depth (set of 4 with screws)		1 EA
	GMMR Screws	Multi Max Rail screws - set of 12 screws		1 EA
	GPCL Kit	Genesis Non-metallic Latches (set of 4)		1 EA
	FS KIT-1	Fan Shroud Kit - one pc (includes gsket and screws)		1 EA
	FS KIT-2	Fan Shroud Kit - two pcs (includes gasket and screws)		1 EA
	FSFK-1	Fan Shroud Vent Filter Kit - one pc (includes gasket and screws)		1 EA
	FSFK-2	Fan Shroud Vent Filter Kit - two pcs (includes gasket and screws)		1 EA
Pole Mount Kits				
	PMKG-224	For 24" wide enclosure - 2" pole		1 EA
	PMKG-324	For 24" wide enclosure - 3" pole		1 EA
	PMKG-424	For 24" wide enclosure - 4" pole		1 EA
	PMKG-1224	For 24" wide enclosure - 10-12" pole		1 EA
Replacement Covers - Includes Cover and Gasket				
	G2424H-RPL	24"x24"x10" Opaque Replacement Lid		1 EA
	G2424CH-RPL	24"x24"x10" Clear Replacement Lid		1 EA



ABOUT INTEGRA ENCLOSURES

Integra manufactures and markets thermoplastic enclosures designed for use in construction, water treatment, utility, telecommunication, instrumentation, remote monitoring, energy and other applications requiring enclosures that are non-corrosive, non-conductive, easy to install/modify and competitively priced.

INTEGRA'S EASY AND UNIQUE SWING PANEL & FACE PLATE SYSTEM.

EXCLUSIVELY AVAILABLE ON THE IMPACT 6X6X3 AND 8X6X3 ENCLOSURES

BENEFITS OF SWING PANEL AND FACE PLATE SYSTEM

This system is smart, simple and easy....

- Minimum number of parts to install
- One tool needed for complete installation
- Face plates, swing panels and complete kits in stock
- Custom panels available (consult factory)

A Phillips screw driver is all that is needed to install either system.



This is a great enclosure for any customer. The crystal clear covers facilitates an excellent view of LEDs, digital displays, switches, and other communication devices. Silk screened panels, stickers or other overlays are available from Integra to complete the look of your product. Call us so we can review your application and options.

IMPACT FACE PLATE KIT ASSEMBLY




It's as easy as one, two, three...

FACE PLATE System

1. Install Four #8 self tapping screws to secure the brackets to the enclosure
2. Install Four #8 self-tapping screws to secure the face plate to brackets
3. You're done

IMPACT SWING PANEL KIT ASSEMBLY



SWING PANEL System

1. Install Four #8 self tapping screws to secure the brackets to the enclosure
2. Install Four or Six(your choice) #8 self-tapping screws to secure the swing panel to the brackets
3. You're done



ABOUT INTEGRA ENCLOSURES

Integra manufactures and markets thermoplastic enclosures designed for use in construction, water treatment, utility, telecommunication, instrumentation, remote monitoring, energy and other applications requiring enclosures that are non-corrosive, non-conductive, easy to install/modify and competitively priced.



FREQUENTLY ASKED QUESTIONS (FAQ'S)

Q: What is included with a standard Integra enclosure?

A: Each enclosure is shipped assembled with the base, cover with the gasket installed with four threaded inserts on the back of the base, four for cover attachment, and four for back panel attachment. Also included is a packet with four mounting feet and four mounting feet screws.

Q: Are the enclosures watertight (NEMA 4X)?

A: Yes. All Integra enclosures are NEMA 4X. As opposed to many competitors' products, Integra enclosures are 4X with latches only or with two screws (in the case of a hinged cover). NEMA 6P enclosures are also available.

Q: What colors are available?

A: Standard color is gloss gray for the Premium Line, Impact Line and Genesis Line. Custom molded color is available. Contact us directly for a quote.

Q: Are the enclosures UL-listed? How about Canada?

A: Premium Line, Impact Line, and Genesis Line enclosures are listed as UL-50E, Cabinet and Cutout Boxes. Our file number is E207562. Integra is also C-UL Listed for use in Canada and we are Marine Listed for coastal or marine applications.

Q: I notice that the covers and sidewalls are not flat. Why is that, and does the shape preclude the installation of hubs and components?

A: The covers and sidewalls of all Integra enclosures are slightly convex. This was done to ensure that the covers and the base will resist warping, which is a problem that plagues non-metallic "flat" enclosures. A warped cover or base will not seal properly, and watertightness fails as a result. Another benefit of the shaping is to provide a stronger box. Therefore standard hubs and components can be installed and seated on the surfaces of the enclosure, using standard gaskets.

Q: Are modifications available?

A: Yes, modifications such as machined holes or slots are available. Integra can also provide latch installation, DIN-rail installation, or back panel installation. Contact us for more information and a quote. Also, we do have our CAD drawings downloadable from our website. Use those to define the shape and location of your modifications and e-mail that to us at sales@integraenclosures.com.

Q: Are back panels available from Integra?

A: Yes, we offer back panels in coated steel, bare aluminum and polycarbonate.

Q: If I use DIN-rail mounted components, will I need a back panel?

A: Probably not. All Integra enclosures feature molded-in mounting bosses on the bottom of the enclosure at intervals of approximately 1 inch, located around the entire perimeter of the enclosure. This allows you to install DIN rails at virtually any location, avoiding the need and expense of a back panel.

Q: How does the Integra Back Panel Adjustment System work?

A: The Integra Back Panel Adjustment System consists of four mounting pads that slide on T-shaped rails molded into the four corners of the enclosure base. The mounting pads, which are provided with brass threaded inserts for panel attachment, are held in place by inserting a set screw. The set screw, which can be adjusted with the back panel in place, is inserted into a channel in the mounting pad which causes the set screw to engage with the T-rail, providing a positive attachment. The kit includes four mounting pads, eight set screws, an allen wrench, four back panel attachment screws, and an instruction sheet. (PN's BPAKG and BPAKB)



FAQ'S (CONT.)

Q: What are the advantages of the Integra product over the metal and fiberglass product I am buying now?

A: There are several important advantages:

1. The engineered thermoplastic enclosure has dramatically better impact resistance. For example, the Premium Line enclosure has an impact resistance of over 900 lb/in, while fiberglass typically has an impact resistance of less than 220 lb/in.
2. Thermoplastic enclosures are available with a clear cover. For a fiberglass product, an expensive and potentially leaky window installation is required.
3. Thermoplastic enclosures feature a 100% non-metallic hinge design. Fiberglass products normally feature a steel hinge pin that will eventually corrode.
4. Thermoplastic enclosures tend to offer more features inside the enclosure to support component installation. For example, fiberglass products tend to have only four mounting bosses on the base of the box. Integra products feature those same four mounting bosses, plus molded-in mounting bosses surrounding the perimeter of the enclosure (see the DIN-rail comment above). Integra also offers the patented Back Panel Adjustment System, which eliminates the need for expensive stand-offs or allows the installation of multiple panels.
5. Thermoplastic enclosures are much easier and safer to machine, with none of the dust and splintering associated with fiberglass.
6. Fiberglass enclosures will “bloom” when exposed to sunlight. In fact, manufacturers of FRP enclosures recommend painting their products. This is not necessary with Integra thermoplastic enclosures.

Q: What if I buy an opaque cover enclosure and decide later that I really want a clear cover?

A: You can order clear covers, with gaskets installed, and easily replace it in the field.

Q: I notice that the enclosures are not metric. Why not, and how do you address this concern?

A: Integra provides “dual-dimension” data for our line of enclosures. Also, note that our “DIN rail friendly” design speaks directly to the need for European-designed components and the spreading use of DIN rail mounted components.

Q: Can Integra enclosure products be mounted underwater or underground?

A: Integra's screw-closed configurations, including the hinged versions as well as the non-hinged versions, are now UL-Type 6P rated when the four provided attachment screws are used.

Q: How do I clean an Integra enclosure?

A: Only light soapy water is recommended to clean your enclosure.

Q: What kind of thread locker can be used on Integra enclosures?

A: Chemical - No chemical thread locker or anti-seize is recommended.

Mechanical – Any mechanical thread locker is acceptable provided a flat washer is used between the locking element and polycarbonate.

Q: What are the torque specifications for Integra enclosures?

A: Mounting Feet/Flange - 25-30 in.-lbs.

Back Panel - 10-15 in.-lbs.

Enclosure Cover - 8-10 in.-lbs.



NEMA / UL-50 TYPE RATINGS

Definition: An Enclosure is a surrounding case constructed to provide a degree of protection against incidental contact with the enclosed equipment and to provide a degree of protection to the enclosed equipment against specified environmental conditions.

Type 1 – Intended for indoor use primarily to provide a degree of protection against limited amounts of falling dirt.

Type 2 – Intended for indoor use primarily to provide a degree of protection against limited amounts of falling water and dirt.

Type 3 – Intended for outdoor use primarily to provide a degree of protection against rain, sleet, wind blown dust, and damage from external ice formation.

Type 3R – Intended for outdoor use primarily to provide a degree of protection against rain, sleet, and damage from external ice formation.

Type 3S – Intended for use primarily to provide a degree of protection against rain, sleet, windblown dust and to provide for operation of external mechanisms when ice laden.

Type 4 – Intended for indoor or outdoor use primarily to provide a degree of protection against windblown dust and rain, splashing water, hose-directed water, and damage from external ice formation.

Type 4X – Intended for indoor or outdoor use primarily to provide a degree of protection against corrosion, windblown dust and rain, splashing water, hose-directed water, and damage from external ice formation.

Type 5 – Intended for indoor use primarily to provide a degree of protection against settling airborne dust, falling dirt, and dripping non-corrosive liquids.

Type 6 – Intended for indoor or outdoor use primarily to provide a degree of protection against hose-directed water, and the entry of water during occasional temporary submersion at a limited depth and damage from external ice formation.

Type 6P – Intended for indoor or outdoor use primarily to provide a degree of protection against hose-directed water, the entry of water during prolonged submersion at a limited depth and damage from external ice formation.

Type 12/12K – Intended for indoor use primarily to provide a degree of protection against circulating dust, falling dirt, and dripping non-corrosive liquids.

Type 13 – Intended for indoor use primarily to provide a degree of protection against dust, spraying of water, oil, and noncorrosive coolants.

Marine Use – For use in or around marine and coastal environments to provide a degree of protection from corrosion, rain, dust, splashing and hose-directed water, and damage from external ice formation.



TECHNICAL INFORMATION

Chemical Resistance

WARNING! Variations in chemical behavior during handling due to factors such as temperature, pressure, and concentration can cause equipment to fail, even though it passed an initial test. **SERIOUS INJURY MANY RESULT!** Use suitable guards and/or personal protection when handling chemicals. The information in this chart has been supplied by reputable sources and is to be used **ONLY** as a guide in selecting equipment for appropriate compatibility. Before permanent installation test the equipment with the chemicals and under the specific conditions of your application. Ratings of chemical behavior listed in this chart apply to a 48-hr exposed period. There is no knowledge of possible effects beyond this period. This does not warrant (neither express nor implied) that the information in this chart is accurate or complete or that any material is suitable for any purpose.

S = Satisfactory and completely unaffected M = Moderate resistance

L = Limited resistance/some chemical attack over time U = Unsatisfactory. Severe attack in a short time

Chemical	Polycarbonate	Telcom	Polyester Glass	Stainless Steel	Steel
Acetic Acid (10%)	S	L	S	U	U
Acetone	U	U	U	S	S
Aluminum Chloride (10%)	S	S	S	S	U
Aluminum Sulfate (10%)	S	S	S	S	U
Ammonia Gas	-	-	L	S	S
Ammonium Chloride	S	S	L	M	S
Ammonium Hydroxide (10%)	U	M	L	S	U
Ammonium Nitrate (10%)	U	-	L	S	S
Ammonium Phosphate (10%)	S	S	S	S	U
Ammonium sulfate	-	S	S	M	U
ASTM #1 Oil	M	L	-	S	S
ASTM #3 Oil	M	L	-	S	S
Axle Grease	M	L	-	S	S
Boric Acid (10%)	S	S	S	S	U
Calcium Chloride (10%)	S	M	S	L	L
Calcium Hydroxide (10%)	S	-	U	M	S
Carbolic Acid (25%) Phenol	U	U	L	M	U
Carbon Tetrachloride	U	U	S	M	U
Chlorine (water) 5-10 ppm	S	S	-	S	M
Chrome Plating Solution	S	L	-	U	U
Chromic Acid	-	S	S	M	U
Citric Acid (10%)	S	U	S	S	U
Copper Sulfate	-	-	-	M	U
Cutting Fluid (Norton 205)	S	L	-	S	S
Ethyl Alcohol	M	M	M	S	S
Ethylene Glycol	S	S	S	S	S
Ferric Chloride	S	S	S	U	U
Formaldehyde	-	S	S	S	S
Formic Acid	S	M	L	S	U



Chemical	Polycarbonate	Telcom	Polyester Glass	Stainless Steel	Steel
Fuel Oil (#2)	-	S	U	S	S
Gasoline	-	U	S	S	S
Glycerin	-	L	S	S	S
Hydraulic Brake Fluid	U	U	-	S	S
Hydraulic Oil	M	U	S	S	S
Hydrochloric Acid (10%)	S	S	L	U	U
Hydrofluoric Acid (20%)	M	L	S	U	U
Hydrogen Peroxide		L	S	M	M
Hydrogen Sulfide	S	M	-	L	U
Isopropyl Alcohol	S	M	-	S	S
Kerosene	M	U	S	S	S
Lacquer Thinner	U	U	-	S	L
Loctite	U	U	U	S	S
Liquid Dish Soap (10%)	S	-	S	S	S
Lubricating Oils	-	M	S	S	S
Magnesium Chloride (10%)	S	M	M	S	S
Magnesium Hydroxide (10%)	S	M	M	S	S
Methyl Ethyl Ketone	-	U	S	S	S
Methylene Chloride	U	U	U	S	S
Mineral Spirits	M	U	S	S	S
Motor Oil (10 weight)	S	L	-	S	S
Nitric Acid (10%)	L	M	M	L	L
Perchlorethylene	U	U	-	S	S
Phosphoric Acid (25%)	S	M	U	-	-
Phosphoric Acid (50%)	S	M	U	U	U
Potassium Carbonate (10%)	S	S	L	M	L
Potassium Chloride (25%)	S	S	S	S	S
Potassium Hydroxide (25%)	U	S	L	S	S
Potassium Nitrate (10%)	S	S	S	S	S
Potassium Sulfate (10%)	S	S	S	S	S
Soap (Igepal) 10%	S	S	S	S	S
Sodium Bicarbonate (10%)	S	S	S	S	L
Sodium Bisulfate (10%)	S	S	-	U	U
Sodium Chloride (25%)	S	S	S	M	U
Sodium Hydroxide	U	M	U	M	M
Sodium Hypochlorite	S	S	L	L	U
Sodium Nitrate (10%)	S	-	S	M	M
Sodium Phosphate (10%)	S	S	L	M	U
Sulfuric Acid (25%)	S	S	U	U	U
Tannic Acid (10%)	S	S	-	M	L
Toluene	U	U	-	S	S
Trichloroethylene	-	U	U	M	M
Trisodium Phosphate	-	M	-	M	-
Turpentine	S	U	S	S	S
Vegetable Oils	-	S	S	S	S
Xylene	U	U	S	M	M
Zinc Chloride	M	S		M	U



TERMS AND CONDITIONS OF SALE

1. Orders become effective only when accepted and approved by Integra. Integra's acceptance is expressly made conditional on the Customer's assent to the terms and conditions contained herein and to the terms and conditions of any proposal issued by Integra to the Customer, and Integra agrees to furnish the material covered by the order only upon such terms and conditions. Any of the terms or provisions of the Customer's order which are inconsistent with the terms and provisions contained herein are not agreed to by Integra and shall not be binding on Integra and shall not be considered applicable to the sale or shipment of the materials ordered.

2. There shall be a minimum order amount of \$50.00 exclusive of freight.

3. Orders, shipments, and terms of payment are subject to the approval of Integra's Credit Department. Invoices shall be rendered when the materials are shipped. Terms of payment are net 30 days unless otherwise agreed by Integra. Interest may be charged on overdue accounts at the rate of 1.5% per month. Accounts that exceed 60 days may be placed on C.O.D. status at the discretion of Integra. Accounts that exceed 120 days shall be placed for collection. Payments shall be made to Integra Enclosures, P. O. Box 1870, Mentor, Ohio 44061-1870.

4. Materials are sold FOB our plant and title shall pass upon delivery to the carrier. Integra is not responsible for any loss or damage incurred in transit and any claim must be made by the Customer. Integra shall assist in the filing of any claim, at the request of the Customer.

5. Shipment dates are given based on current inventories and production plans. However, Integra shall not be responsible for any partial or total failure to deliver or for any delay incurred caused by accidents, delays in transportation, fires, explosions, floods, earthquakes, or other acts of nature, riots, strikes, or other causes beyond Integra's reasonable control.

6. Orders for non-standard materials, such as modified product, are not cancelable and not returnable without Integra's prior consent. Should consent be given, Integra reserves the right to recover all direct costs incurred as a result of the cancellation.

7. Returns of compliant materials may be returned at the customers request only upon the approval of Integra. Materials must be in re-sellable condition and in their original packaging. Returns not accompanied by a new order of greater or equal value shall be subject to a restocking fee of 25 percent of the original sale price.

8. INTEGRA WARRANTS THAT THE MATERIALS SOLD TO THE CUSTOMER ARE FREE FROM DEFECTS IN MATERIAL AND WORKMANSHIP AT THE TIME OF SHIPMENT. THE CUSTOMER SHALL NOTIFY INTEGRA IN WRITING WITHIN 30 DAYS OF RECEIPT FOR ANY CLAIMED DEFECTS OR NON-CONFORMING MATERIALS.

NO MATERIALS CAN BE RETURNED WITHOUT THE PRIOR CONSENT OF INTEGRA, AND IF APPROVED SHALL BE RETURNED TO INTEGRA FREIGHT PREPAID. INTEGRA'S LIABILITY FOR ANY BREACH OF THIS WARRANTY SHALL BE LIMITED TO EITHER REPLACEMENT OF THE MATERIALS OR, AT INTEGRA'S SOLE OPTION, THE REFUND OF THE PURCHASE PRICE. INTEGRA SHALL NOT BE HELD LIABLE FOR ANY INCIDENTAL OR CONSEQUENTIAL DAMAGES CAUSED BY BREACH OF THIS WARRANTY. THIS EXCLUSION APPLIES WHETHER SUCH DAMAGES WERE SOUGHT BASED ON BREACH OF WARRANTY, BREACH OF CONTRACT, NEGLIGENCE, STRICT LIABILITY IN TORT, OR ANY OTHER LEGAL THEORY. FURTHER, INTEGRA SHALL NOT BE LIABLE FOR LOSSES, DELAYS, LABOR COSTS, OR ANY OTHER COST OR EXPENSE DIRECTLY OR INDIRECTLY ARISING FROM THE USE OF MATERIALS. INTEGRA'S LIABILITY IS EXPRESSLY LIMITED TO THE REPLACEMENT OR REPAIR OF DEFECTIVE GOODS, OR THE TOTAL VALUE OF SUCH GOODS. THIS WARRANTY IS IN LIEU OF ALL OTHER WARRANTIES, WHETHER EXPRESS, IMPLIED, OR ORAL INCLUDING THE IMPLIED WARRANTY OF MERCHANTABILITY, ANY IMPLIED WARRANTY OF FITNESS FOR A PARTICULAR PURPOSE, AND ANY IMPLIED WARRANTIES OTHERWISE ARISING FROM A COURSE OF DEALING OR TRADE.

9. Should any clause of this agreement be held unenforceable or unlawful, it is agreed that the clause in question shall be modified so as to eliminate the unenforceable element and as so modified, shall be binding on the parties. The remaining clauses and provisions shall not be affected.

10. Any assistance, suggestions, or technical advice given the Customer by Integra or any agent thereof, concerning dimensions, handling, installation, testing, storage, use or placement in service is an accommodation for which Integra shall have no liability unless expressly provided by Integra in writing and signed by an officer of the company.

11. This agreement is complete and contains the entire contract between the parties, and may not be modified except in writing by both parties. No employee, agent, or representative of Integra has the authority or power to add, waive, or amend this contract unless first authorized in writing by an officer of Integra. This agreement shall be construed under the laws of the State of Ohio. Waiver of Integra of any breach shall not thereafter be deemed a waiver of a subsequent breach of the same of any other provision hereof.





